


1 1/4" Rectangular Multi-Turn Cermet Trimmer



FEATURES

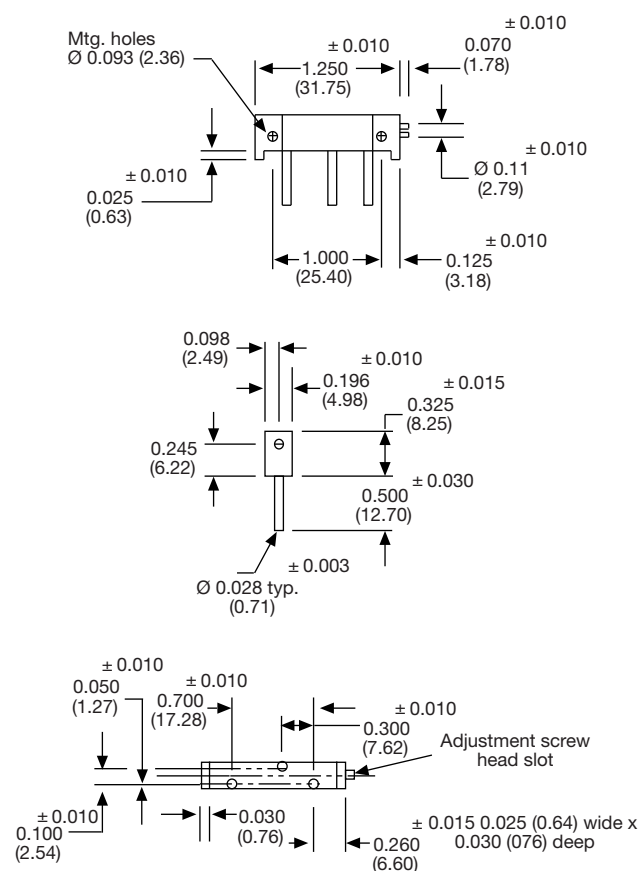
- 0.5 W at 70 °C
- Unique "T" slider block design
- Wire leads available
- CRV of 3 % or 3 Ω
- RT tolerance ± 10 % STD (± 5 % available)
- Tests according to CECC 41000 or IEC 60393-1
- Compliant to RoHS Directive 2002/95/EC



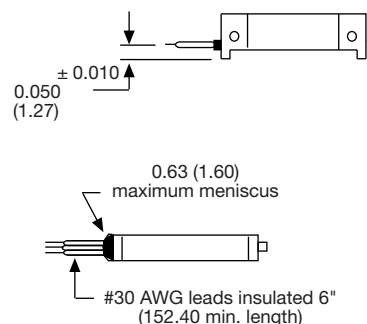
RoHS
COMPLIANT

DIMENSIONS in inches (millimeters) ± 0.02 " (± 0.5 mm)

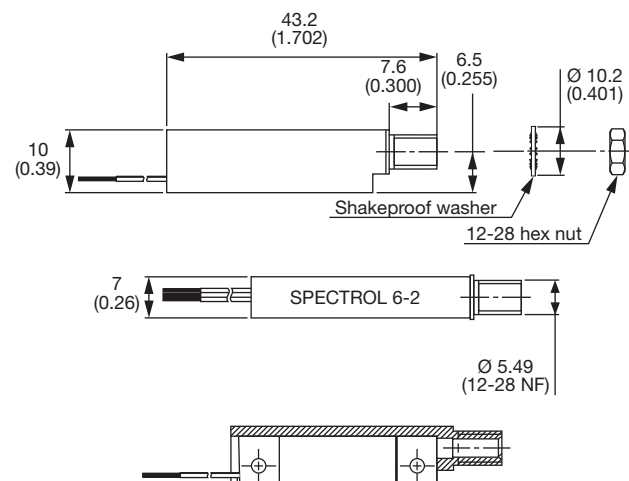
70Y



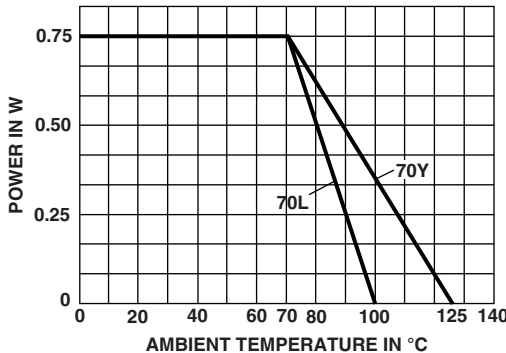
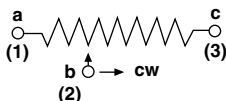
70L



T 601



ELECTRICAL SPECIFICATIONS

Resistance range	10 Ω thru 2 M Ω
Standard resistance tolerance	10 %
End resistance	2 % maximum
Actual effective electrical travel	20 turns nominal
Contact resistance variation	3 % or 3 Ω , whichever is greater
Dielectric withstanding voltage	1000 V _{AC} at sea level, 350 V _{AC} at 80 000 feet (24 400 meters)
Insulation resistance	1000 M Ω
Power rating	
Circuit diagram	
Limiting element voltage	350 V
Temperature coefficient of resistance (typical)	± 100 ppm/ $^{\circ}$ C

MECHANICAL SPECIFICATIONS

Operating torque	5 oz. in (3.60 Ncm) maximum
Rotational life	200 cycles with loaded circuit, maximum change in resistance 2 % or 500 cycles without discontinuity unloaded
Weight	0.116 oz. (3.3 g) maximum
Terminals	Pure Sn (code e3)

ENVIRONMENTAL SPECIFICATIONS

Operating temperature range	- 55 $^{\circ}$ C to + 125 $^{\circ}$ C (100 $^{\circ}$ C for leadwire style)
Terminal strength	2 lbs (9 N) minimum push/pull
Sealed	All units sealed to permit cleaning in common solvents immersion

PERFORMANCES

TESTS	CONDITIONS	TYPICAL VALUES AND DRIFTS	
		$\Delta R_T/R_T$ (%)	$\Delta R_{1-2}/R_{1-2}$ (%)
Thermal shock	- 55 $^{\circ}$ C to + 125 $^{\circ}$ C, 5 cycles (100 $^{\circ}$ C for leadwire style)	1 %	1 %
Shock	50 g at 11 ms, 3 successive shocks in 3 directions	1 %	1 %
Vibration	10 Hz to 55 Hz 0.75 mm or 10 g for 6 h	1 %	1 %
Load life	1000 h at rated power 90'/30'	1 %	5 %
High temperature exposure	+ 125 $^{\circ}$ C (100 $^{\circ}$ C for leadwire style)	1 %	5 %
Resistance to solder heat	350 $^{\circ}$ C for 3 s	1 %	-

1 1/4" Rectangular Multi-Turn Cermet
Trimmer

Vishay Spectrol

MARKING

- SPECTROL
- Model
- Ohmic value
- Tolerance
- Circuit diagram
- Manufacturing date

PACKAGING

In box of 50 pieces code B25 (BO50)

ORDERING INFORMATION (Part Number)

M	7	0	L	1	0	3	K	B	2	5				
MODEL	STYLE			OHMIC VALUE			TOLERANCE	PACKAGING CODE			SPECIAL NUMBER			
M70	L = Leadwire Y = Printed circuit pins			From 10 Ω to 2 M Ω 103 = 10K			K = 10 % On request: J = 5 %	B25 = Box 50 pieces			(If applicable) Given by Vishay for custom design			

DESCRIPTION (for information only)

70	L	10K	10 %		BO50	e3
MODEL	STYLE	VALUE	TOLERANCE	SPECIAL	PACKAGING	LEAD FINISH



Disclaimer

All product specifications and data are subject to change without notice.

Vishay Intertechnology, Inc., its affiliates, agents, and employees, and all persons acting on its or their behalf (collectively, "Vishay"), disclaim any and all liability for any errors, inaccuracies or incompleteness contained herein or in any other disclosure relating to any product.

Vishay disclaims any and all liability arising out of the use or application of any product described herein or of any information provided herein to the maximum extent permitted by law. The product specifications do not expand or otherwise modify Vishay's terms and conditions of purchase, including but not limited to the warranty expressed therein, which apply to these products.

No license, express or implied, by estoppel or otherwise, to any intellectual property rights is granted by this document or by any conduct of Vishay.

The products shown herein are not designed for use in medical, life-saving, or life-sustaining applications unless otherwise expressly indicated. Customers using or selling Vishay products not expressly indicated for use in such applications do so entirely at their own risk and agree to fully indemnify Vishay for any damages arising or resulting from such use or sale. Please contact authorized Vishay personnel to obtain written terms and conditions regarding products designed for such applications.

Product names and markings noted herein may be trademarks of their respective owners.