


# Digital Semiconductor 21041 PCI Ethernet LAN Controller

## Product Brief

February 1996

digital



### Description

The Digital Semiconductor 21041 PCI Ethernet LAN Controller is a single-chip master, direct memory access (DMA) Ethernet LAN controller with a direct interface to the PCI local bus. It supports full-duplex operation, and its unique design is optimized to reduce the host bus utilization.

The 21041 is highly integrated to support 10BASE5, 10BASE-T, or 10BASE2 network connections. It is a high-performance device designed for PCI-based systems. The 21041 provides a direct interface to a 64KB, 128KB or 256KB boot ROM. It supports both PCI 3.3-volt and 5.0-volt signaling environments and a power-down mode for energy conservation. The 21041 is supported by a variety of software drivers and therefore offers a complete solution for all the leading networking environments.

### Features

- Offers a single-chip Ethernet controller for PCI local bus:
    - Provides glueless connection to PCI bus
    - Contains an onchip integrated attachment unit interface (AUI) port and a 10BASE-T transceiver
  - Implements the same architecture as the 21040 to allow use of unified drivers\*
  - Supports full-duplex operation and IEEE 802.3 autonegotiation algorithm of full-duplex and half-duplex network environments\*
  - Provides upgradable boot ROM (flash or EEPROM) interface of 64KB, 128KB, or 256KB\*
  - Contains MicroWire EEPROM interface for Ethernet ID address and, optionally, other system parameters\*
    - Implements automatic loading of subsystem vendor ID and subsystem ID from serial ROM to distinguish between different adapters based on the 21041 chip\*
  - Provides PCI clock speed up to 33 MHz, with no wait states on PCI master operation
  - Enables powerful onchip DMA with programmable burst sizes up to 32 longwords, providing for low CPU utilization
  - Implements unique, patent-pending intelligent arbitration between DMA channels preventing underflow or overflow and optimized for full-duplex operation
  - Incorporates a 16-bit, general-purpose timer\*
  - Contains two large (256-byte) independent receive and transmit FIFOs
  - Supports either big-endian or little-endian byte ordering
  - Implements JTAG compatible test-access port with boundary-scan pins
  - Provides full support of IEEE 802.3, ANSI 8802-3, and Ethernet standards
  - Offers a unique, patented solution to Ethernet capture-effect problem
  - Contains a variety of flexible address filtering modes
  - Supports seven LEDs: Receive, Receive Address Match, Transmit, Transmit Jabber, Collision, LinkPass, and Polarity\*
  - Enables automatic detection and correction of 10BASE-T receive polarity
  - Enables full autosensing between 10BASE-T, 10BASE2, and 10BASE5 ports\*
  - Provides external and internal loop-back capability
  - Contains 3.3-V CMOS device which interfaces to 5.0-V or 3.3-V logic
  - Provides a software-controllable power-saving mode\*
  - Supports PCI 5.0-V and 3.3-V signaling environments\*
- \*21041 feature enhancements that are not available in the 21040.

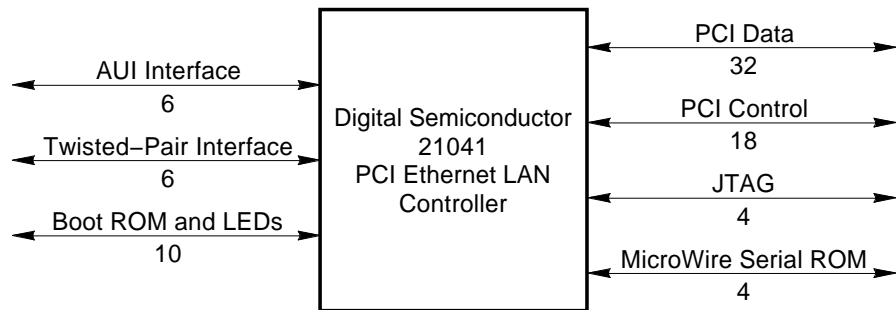
## Digital Semiconductor 21041 Microarchitecture

The 21041 communicates with the host processor using onchip command and status registers, and a shared host memory area. Most of the required setup and initialization is done after power-up. The 21041 software interface and data structures are optimized to remove load from the host CPU and to allow for maximum flexibility in the buffers' descriptor management. In normal operation, very little host CPU intervention is required. The 21041 filters out runt frames and does not need to reload the FIFO following collision, thereby minimizing bus traffic.

On the network side, the 21041 provides a direct interface to the AUI and 10BASE-T connections. The 21041 sustains full-line speed reception and transmission. The dual onchip 256-byte FIFOs and the internal microarchitecture provide complete support for full-duplex operation.

Figure 1 shows the functional groups of the 21041 interface pins.

**Figure 1 Digital Semiconductor 21041 Pin Interface**



## System Applications

The 21041 is optimized for PCI-based systems. A direct connection to 10BASE-T is made through the twisted-pair port. From the AUI port, the 21041 can connect to 10BASE2, 10BASE5, or 10BASE-F using the appropriate media access unit (MAU) and circuitry. The 21041 is a high-performance, highly integrated solution for a variety of applications, such as:

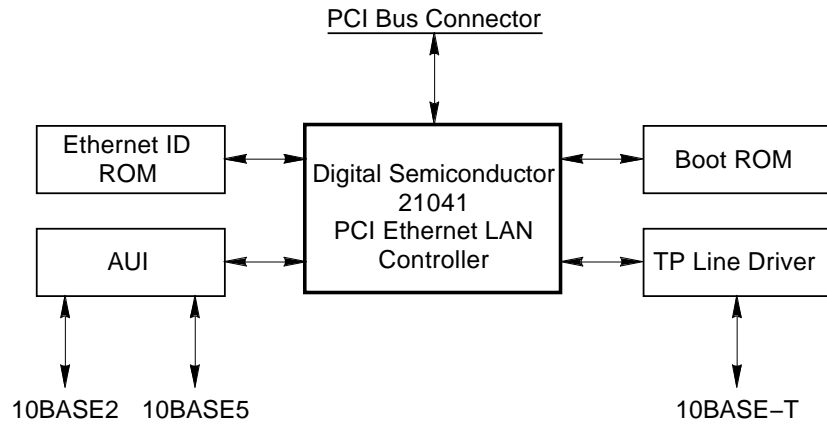
- Minimum-size, cost-effective PCI-to-Ethernet adapter card
- Minimum space, cost-effective integrated PCI motherboard controller
- PCI-based, switched Ethernet or multiport Ethernet bridge

Figure 2 shows the PCI-to-Ethernet adapter card using the 21041.

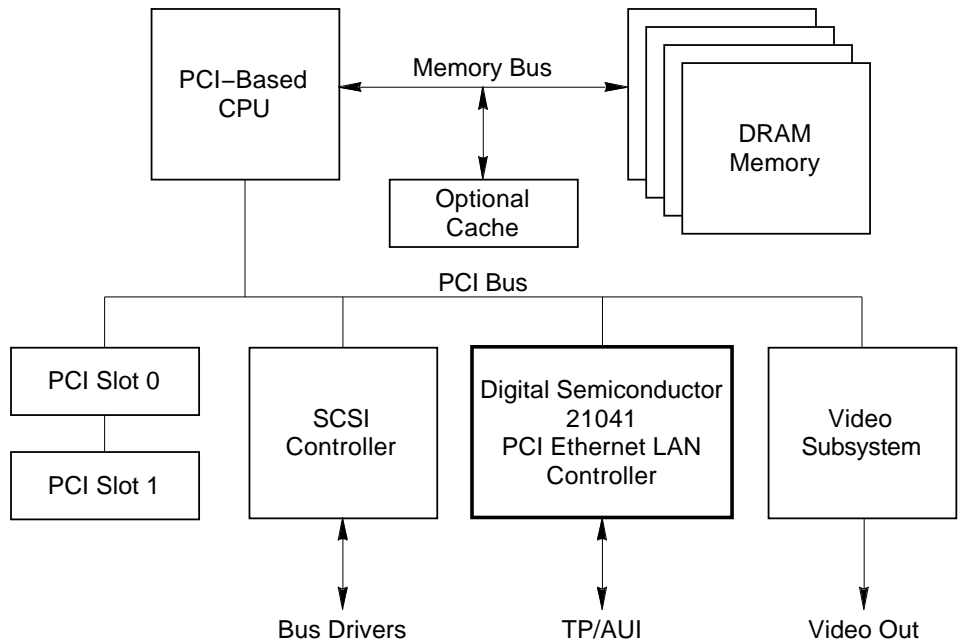
Figure 3 shows the PCI motherboard system with the 21041.

Figure 4 shows the PCI-based bridge and switch using the 21041.

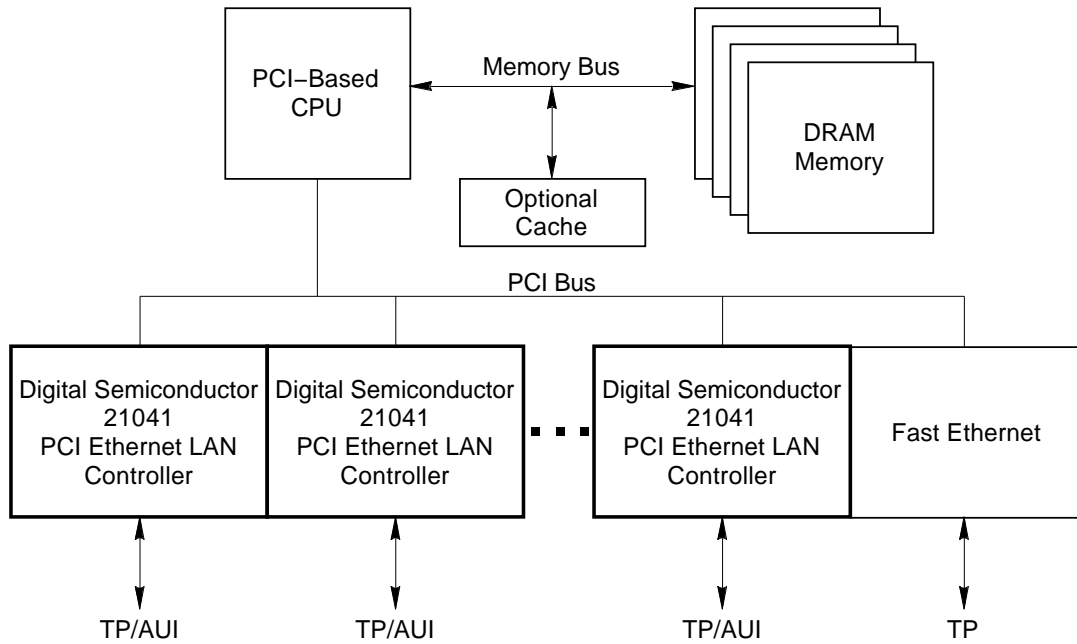
**Figure 2 PCI-to-Ethernet Adapter Card**



**Figure 3 PCI Motherboard System**



**Figure 4 PCI-Based Bridge and Switch**



### **Complete Solution**

The Digital Semiconductor 21041 evaluation board kit provides all the tools necessary for hardware engineers to design a standard PCI Ethernet controller board for a variety of products.

The kit includes a PCI evaluation board with 10BASE-T, 10BASE5, and 10BASE2 connections. It also includes complete driver and documentation sets, as well as schematics and gerber files.

Software drivers used for network operation will be provided for NetWare, PATHWORKS, SCO UNIX, and Microsoft's LAN Manager, Windows NT, Windows 95, and Windows for Workgroups.



Characteristics	
Characteristic	Specification
Power supply	Vdd = 3.3 V Vdd_clamp = 5 V or 3.3 V
Operating temperature	0°C to 70°C
Storage temperature range	-55°C min, +125°C max
Power dissipation @ Vdd = 3.3 V and PCI clock frequency = 33 MHz	0.4 W
Package	120-pin PQFP

## For More Information

To learn more about the availability of the Digital Semiconductor 21041 PCI Ethernet LAN Controller and evaluation board kit, contact your local semiconductor distributor. To learn more about Digital Semiconductor's product portfolio, contact the Digital Semiconductor Information Line:

1-800-332-2717  
1-800-332-2515 (TTY)

Outside North America, call:

+1-508-568-6868

While Digital believes the information in this publication is correct as of the date of publication, it is subject to change without notice.

© Digital Equipment Corporation 1996.

All rights reserved.

Printed in U.S.A.

EC-QAWVB-TE

Digital, PATHWORKS, Digital Semiconductor, and the DIGITAL logo are trademarks of Digital Equipment Corporation.

Digital Semiconductor is a Digital Equipment Corporation business.

IEEE is a trademark of The Institute of Electrical and Electronics Engineers, Inc.; Microsoft is a registered trademark and Windows NT is a trademark of Microsoft Corporation; NetWare is a registered trademark of Novell, Inc.; UNIX is a registered trademark in the United States and other countries licensed exclusively through X/Open Company Ltd.; MicroWire is a registered trademark of BankAmerica Corporation; SCO is a trademark of Santa Cruz Operation, Inc.

All other trademarks and registered trademarks are the property of their respective owners.