


## Fast Switching Plastic Rectifier



DO-204AL (DO-41)

### FEATURES

- Fast switching for high efficiency
- Low forward voltage drop
- Low leakage current
- High forward surge capability
- Solder Dip 260 °C, 40 seconds
- Component in accordance to RoHS 2002/95/EC and WEEE 2002/96/EC



### TYPICAL APPLICATIONS

For use in fast switching rectification of power supply, inverters, converters and free-wheeling diodes for consumer and telecommunication.

(Note: These devices are not Q101 qualified. Therefore, the devices specified in this datasheet have not been designed for use in automotive or Hi-Rel applications.)

### MECHANICAL DATA

**Case:** DO-204AL, molded epoxy body

Epoxy meets UL 94V-0 flammability rating

**Terminals:** Matte tin plated (E3 Suffix) leads, solderable per J-STD-002B and JESD22-B102D

**Polarity:** Color band denotes cathode end

### MAJOR RATINGS AND CHARACTERISTICS

$I_{F(AV)}$	1.0 A
$V_{RRM}$	400 V to 1000 V
$I_{FSM}$	20 A
$t_{rr}$	150 ns, 250 ns, 500 ns
$I_R$	5.0 $\mu$ A
$V_F$	1.3 V
$T_J$ max.	125 °C

### MAXIMUM RATINGS ( $T_A = 25$ °C unless otherwise noted)

PARAMETER	SYMBOL	BA157	BA158	BA159D	BA159	UNIT
Maximum repetitive peak reverse voltage	$V_{RRM}$	400	600	800	1000	V
Maximum RMS voltage	$V_{RMS}$	280	420	560	700	V
Maximum DC blocking voltage	$V_{DC}$	400	600	800	1000	V
Maximum average forward rectified current 0.375" (9.5 mm) lead length at $T_A = 55$ °C	$I_{F(AV)}$	1.0				A
Peak forward surge current 10 ms single half sine-wave superimposed on rated load	$I_{FSM}$	20				A
Maximum operation junction temperature	$T_J$	- 65 to + 125				°C
Maximum storage temperature	$T_{STG}$	- 65 to + 150				°C

# BA157 thru BA159

Vishay General Semiconductor



ELECTRICAL CHARACTERISTICS ( $T_A = 25\text{ }^\circ\text{C}$ unless otherwise noted)							
PARAMETER	TEST CONDITIONS	SYMBOL	BA157	BA158	BA159D	BA159	UNIT
Maximum instantaneous forward voltage	at 1.0 A	$V_F$	1.3				V
Maximum DC reverse current at rated DC blocking voltage	$T_A = 25\text{ }^\circ\text{C}$	$I_R$	5.0				$\mu\text{A}$
Maximum reverse recovery time	at $I_F = 0.5\text{ A}$ , $I_R = 1.0\text{ A}$ , $I_{rr} = 0.25\text{ A}$	$t_{rr}$	150	250	500		ns
Typical junction capacitance	at 4.0 V, 1 MHz	$C_J$	12				pF

ORDERING INFORMATION				
PREFERRED P/N	UNIT WEIGHT (g)	PREFERRED PACKAGE CODE	BASE QUANTITY	DELIVERY MODE
BA158-E3/54	0.33	54	5500	13" Diameter Paper Tape & Reel
BA158-E3/73	0.33	73	3000	Ammo Pack Packaging

## RATINGS AND CHARACTERISTICS CURVES

( $T_A = 25\text{ }^\circ\text{C}$  unless otherwise noted)

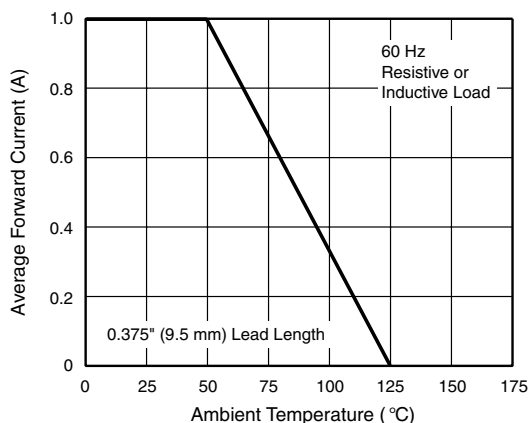


Figure 1. Forward Current Derating Curve

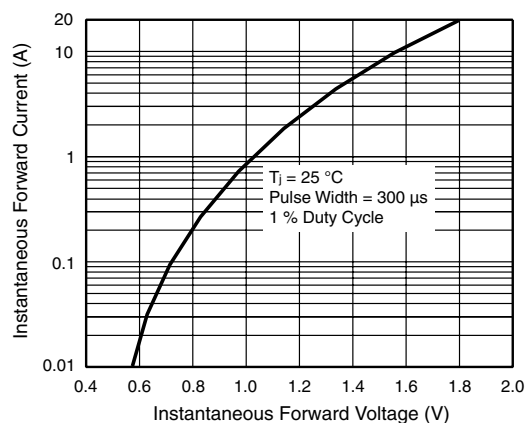


Figure 3. Typical Instantaneous Forward Characteristics

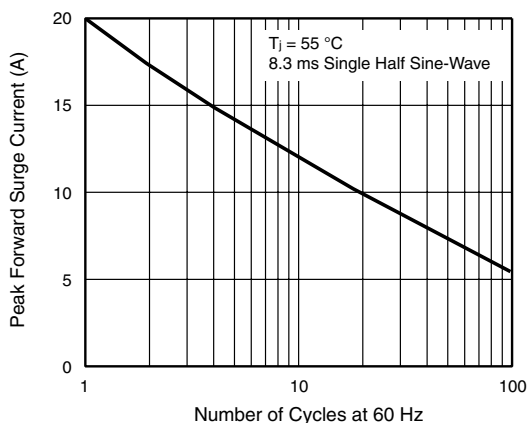


Figure 2. Maximum Non-repetitive Peak Forward Surge Current

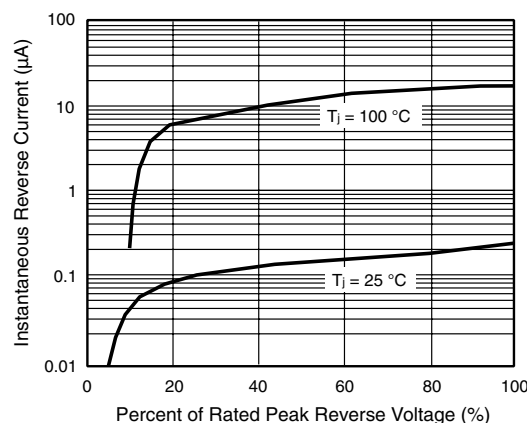


Figure 4. Typical Reverse Characteristics

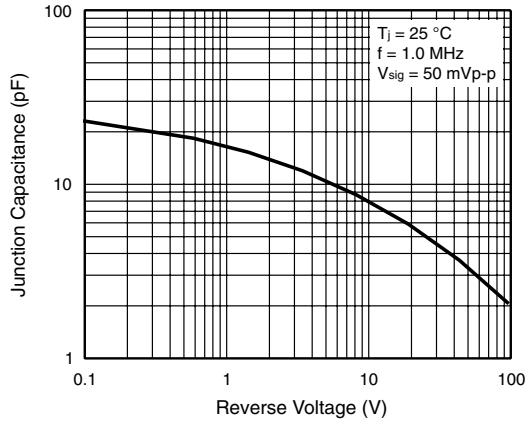


Figure 5. Typical Junction Capacitance

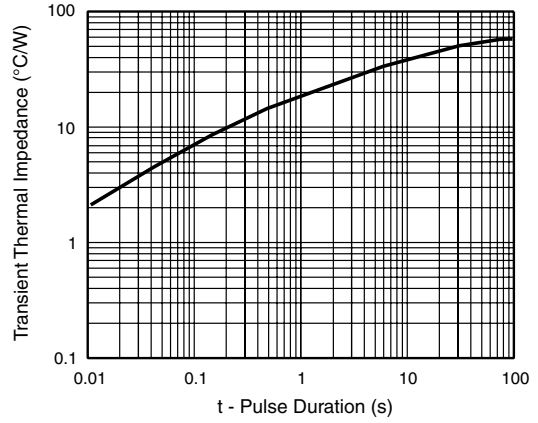
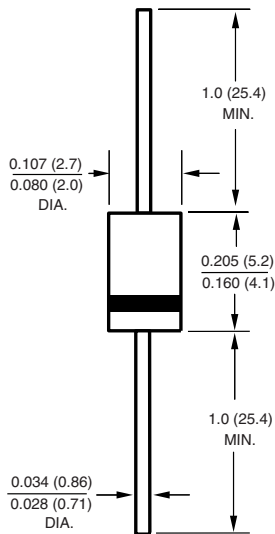


Figure 6. Typical Transient Thermal Impedance

**PACKAGE OUTLINE DIMENSIONS** in inches (millimeters)

**DO-204AL (DO-41)**



NOTE: Lead diameter is  $\frac{0.026 (0.66)}{0.023 (0.58)}$  for suffix "E" part numbers



---

**Notice**

Specifications of the products displayed herein are subject to change without notice. Vishay Intertechnology, Inc., or anyone on its behalf, assumes no responsibility or liability for any errors or inaccuracies.

Information contained herein is intended to provide a product description only. No license, express or implied, by estoppel or otherwise, to any intellectual property rights is granted by this document. Except as provided in Vishay's terms and conditions of sale for such products, Vishay assumes no liability whatsoever, and disclaims any express or implied warranty, relating to sale and/or use of Vishay products including liability or warranties relating to fitness for a particular purpose, merchantability, or infringement of any patent, copyright, or other intellectual property right.

The products shown herein are not designed for use in medical, life-saving, or life-sustaining applications. Customers using or selling these products for use in such applications do so at their own risk and agree to fully indemnify Vishay for any damages resulting from such improper use or sale.