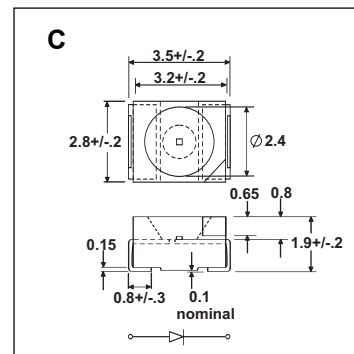
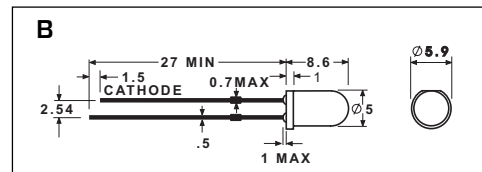
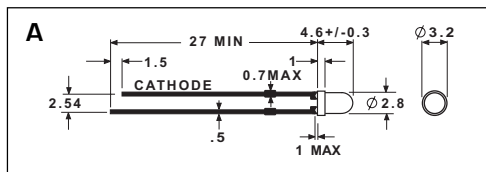


NEW LEDs



T-1 and T-1^{3/4} Ultra Bright Blue LEDs

	Line No.	Part No.	Size	Lens	Luminous Intensity at 20mA		Viewing Angle 20°	Forward Voltage at 20mA		Reverse Current (V _R =5.0V)	Peak Wavelength at 20mA	Drawing
					Minimum	Typical		Typical	Maximum			
○ BLUE	1	E480	T-1	Clear	380mcd	650mcd	20°	3.7V	4.1V	10μA	460nm	A
○ BLUE	2	E481	T-1 ^{3/4}	Clear	650mcd	1400mcd	16°	3.7V	4.1V	10μA	460nm	B

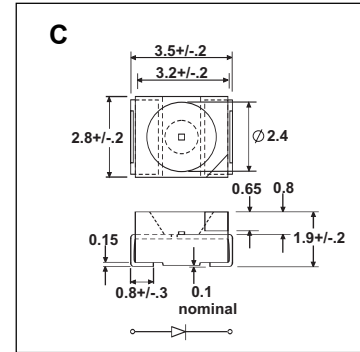
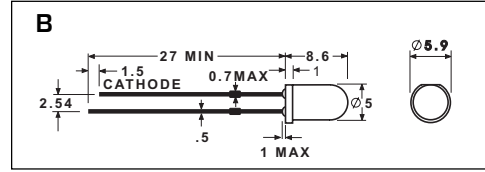
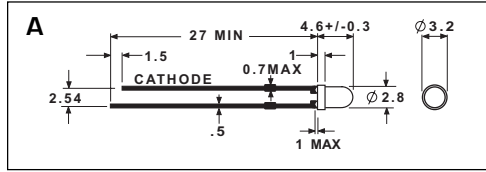
T-1, T-1^{3/4} and SMT Ultra Bright Green LEDs

	Line No.	Part No.	Size	Lens	Luminous Intensity at 20mA		Viewing Angle 20°	Forward Voltage at 20mA		Reverse Current (V _R =5.0V)	Peak Wavelength at 20mA	Drawing
					Minimum	Typical		Typical	Maximum			
○ GREEN	3	E904	T-1	Clear	15000mcd	2000mcd	34°	4.0V	4.5V	10μA	518nm	A
○ GREEN	4	E905	T-1 ^{3/4}	Clear	2800mcd	4500mcd	20°	4.0V	4.5V	10μA	518nm	B
○ GREEN	5	E73-UB	SMT	Clear	110mcd	280mcd	120°	4.0V	4.5V	10μA	518nm	C

T-1^{3/4} Ultra Bright Red LED

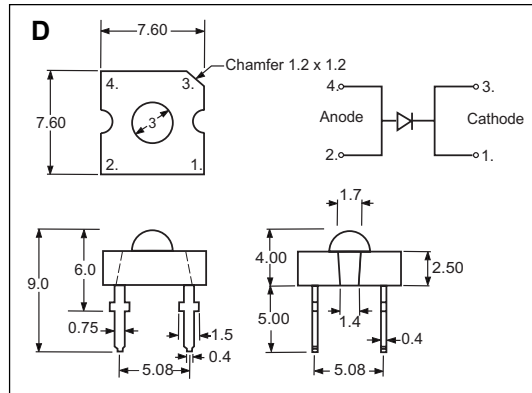
	Line No.	Part No.	Size	Lens	Luminous Intensity at 20mA		Viewing Angle 20°	Forward Voltage at 20mA		Reverse Current (V _R =5.0V)	Peak Wavelength at 20mA	Drawing
					Minimum	Typical		Typical	Maximum			
○ RED	6	E185	T-1 ^{3/4}	Clear	3500mcd	4000mcd	20°	1.85V	2.5V	10μA	660nm	B

NEW LEDs



T-1, T-1^{3/4} and SMT Bright White LEDs

Line No.	Part No.	Size	Lens	Luminous Intensity at 20mA		Viewing Angle 2θ ^{1/2}	Forward Voltage at 20mA		Reverse Current (V _R =5.0V)	Chromaticity Coordinates		Drawing	
				Minimum	Typical		Typical	Maximum		X Typ.	Y Typ.		
○ WHITE	1	E1007	T-1	Clear	50mcd	180mcd	50°	3.8V	4.5V	10μA	0.31	0.32	A
○ WHITE	2	E1006	T-1 ^{3/4}	Clear	80mcd	200mcd	30°	3.8V	4.5V	10μA	0.31	0.32	B
○ WHITE	3	E1008	SMT	Clear	90mcd	150mcd	120°	3.5V	4.0V	10μA	0.31	0.32	C



Super Flux LEDs

Line No.	Part No.	Lens	Luminous Intensity at 20mA		Viewing Angle 2θ ^{1/2}	Forward Voltage at 20mA		Reverse Current (V _R =5.0V)	Peak Wavelength at 20mA	Drawing	
			Minimum	Typical (**at 70mA)		Typical	Max.				
○ GREEN	4	E601	Clear	180mcd **480mcd	300mcd **900mcd	70°	2.1V	2.5V	10μA	574nm	D
○ YELLOW	5	E602	Clear	200mcd **300mcd	400mcd **700mcd	70°	2.0V	2.5V	10μA	590nm	D
○ ORANGE	6	E603	Clear	300mcd **1300mcd	600mcd **1800mcd	70°	2.0V	2.5V	10μA	610nm	D
○ RED	7	E604	Clear	300mcd **700mcd	600mcd **1000mcd	70°	1.9V	2.5V	10μA	640nm	D

*For long term performance, an operating current between 10mA and 30mA is recommended.