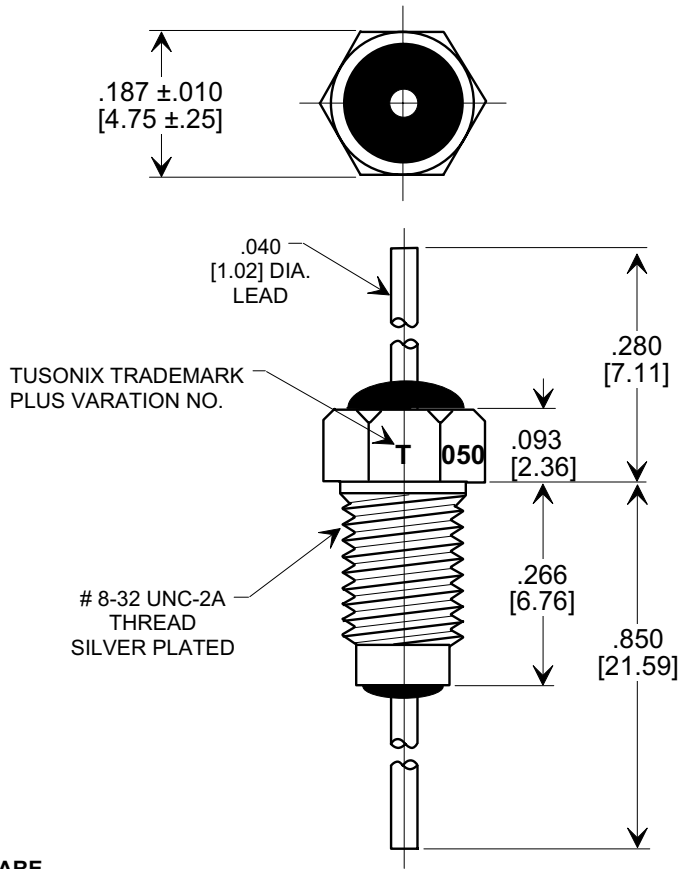
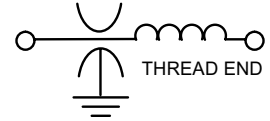
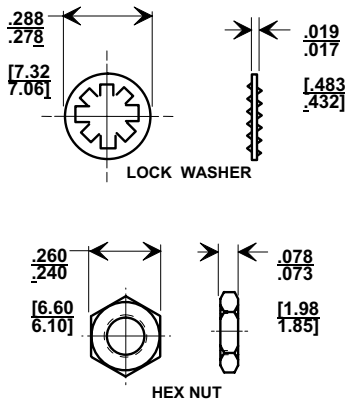


MARKETING SALES DRAWING
DIMENSIONS IN INCHES - DO NOT SCALE THIS DRAWING

Electrical Testing
 per Tusonix standard
 test plans and Mil-Std-202
 Test Methods.



MOUNTING HARDWARE



NOTES:

1. OPERATING TEMPERATURE RANGE: -55°C TO +125°C.
2. SILVER PLATED CASE AND MOUNTING HARDWARE, SILVER PLATED LEAD
3. MAX. RECOMMENDED MOUNTING TORQUE: 3.5 Lb.-IN.
4. MAX. RECOMMENDED SOLDERING TEMPERATURE: 260°C. SEE INSTALLATION RECOMMENDATIONS.
5. NUT AND LOCKWASHER INCLUDED.
6. TUSONIX TRADEMARK & PART VARIATION NUMBER STAMPED ON HEX FLATS.

4404	050	22,000	100	10A	7	17	27	34	43	50	60
STYLE	VAR.	MIN. CAP.(pf)	125 °C	DC CURRENT (AMPS)	1 MHz	3 MHz	10 MHz	30 MHz	100 MHz	300 MHz	1GHz
			DC WORKING VOLTAGE		MINIMUM NO LOAD INSERTION LOSS (dB) AT 25°C PER MIL-STD-220						

X-2015 Rev-0 REVISION RECORD Original Release C.O. 950201-2 HARDWARE NOTES & CAP CHART ADDED. S.M. 02-24-95 RE-ISSUE 950201-2 1 CHANGED LEAD DIM'S. S.M. 07-18-96 960718-2 2 REV'D T-050 WAS T-000 L.E. 09-15-97 970829-4 3	--TOLERANCES-- Unless Otherwise Specified		Title BUSHING STYLE EMI FILTER	
	DECIMAL ± // //		Drawn S.M. 02-14-95	
	ANGLES ± // //		Approved O.S. 02-14-95	
	TUSONIX TUCSON, ARIZONA		A	4404-050