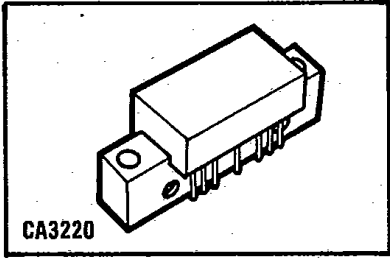


# CA3220



## CATV Amplifiers

- 330 MHz
- 19.5 dB Gain
- Low Noise Figure
- Low Distortion
- All Gold Metallization

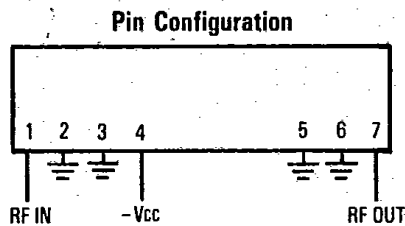


Electrical Characteristics for 75Ω Systems (T<sub>case</sub> = 25°C, V<sub>cc</sub> = 24V)

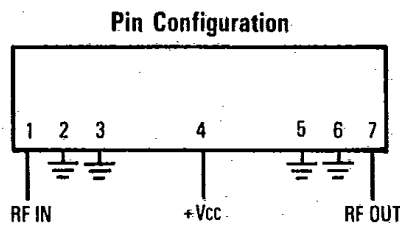
Symbol	Characteristics	Test Conditions	CA3220
Gain	Gain	50 MHz	19.5±.5 dB
B.W.	Frequency Response	40-330 MHz	±.15 dB
S.C.E.	Slope Cable Equivalent	40-330 MHz	+1.1 to +1.2 dB
X-Mod	Cross Modulation 40 Channels Flat @ 46 dBmV	CH 2	-64 dB
S.O.	Second Order @ 50 dBmV	CH 2, 13, R	-69 dB
C.T.B.	Composite Triple Beat 40 Channels Flat @ 46 dBmV	CH H2	-66 dB
N.F.	Noise Figure	50 MHz 330 MHz	4.5 dB 5.5 dB
R.L.	Return Loss Input/Output	40-330 MHz	18 dB
P. Req.	Power Requirement	24V	225 mA (Typ.)

Absolute Maximum Ratings

Symbol	Characteristics	CA3220
V <sub>cc</sub>	Supply Voltage	28V
P <sub>IN</sub>	RF Power Input	+63 dBmV
T <sub>ST</sub>	Storage Temperature	-40°C to +100°C
T <sub>OP</sub>	Operating Temperature (Sink)	-20°C to +100°C



CA3220R



CA3220