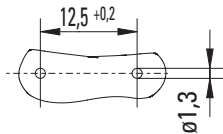


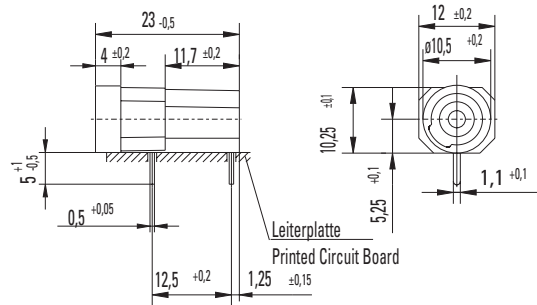
Holder / No. 596

Not for new designs;
please refer to holder no. 830

PC Mount, for 5x20mm Fuses



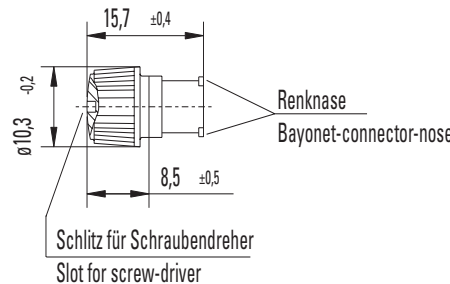
Holes in the Printed Circuit Board



Cap / No. 583



Flush Mount Type



Specifications

Montage

(2) Solder pins 0.5 x 1.1mm

Protection Class & Category

IP 40 (IEC 60529)

Materials

Holder: Duroplastic (Phenolplast PF), black
Thermoplastic (Polyamide PA 6.6), UL 94 V-0, black
Cap: Thermoplastic (Polyamide PA 6.6), UL 94 V-0, black
Metal Parts: Copper alloy, corrosion protected solderable tinned
Terminals:

Electrical Data (23 °C)

Rated Voltage: 250 V
max. Current/Power: 6.3 A / 2.0 W

Operating Temperature

-25 °C to 70 °C (consider de-rating)

Stock Conditions

10 °C to 60 °C

Contact Resistance

≤ 5 mΩ

Dielectric Strength

3 kV, 50Hz, 1 min., dry

Insulation Resistance

> 10 MΩ (500 V DC, 1 min.)

Solderability

235 °C, 3 sec. (Wave)
350 °C, 1 sec. (Soldering Iron)

Soldering Heat Resistance

260 °C, 5 sec.

Minimum Cross Section

Conduction Path - 0.2mm²

Marking

596, 250 V

Unit weight

2,2 g (596) / 1,7 g (583)

Order Information

Packaging

Bulk (100 St.)

Order Numbers

Holder No. 596 0000 000
Cap No. 583 0000 000



Note: 1.00 means the number one with two decimal places. 1,000 means the number one thousand.