

AD2412N3L Series

24 Watts

Total Power: 24 Watts
Input Voltage: 90 - 264 VAC
of Outputs: Single

Special Features

- Universal AC input
- Fully regulated output
- EN61000-3-2 compliant
- Overcurrent and overvoltage protection
- High efficiency
- High MTBF
- IEC320 AC input receptacle 3 pin (type C14)
- Built in EMI filter (CISPR 22 Class B)
- LED power good indicator
- AC input fuse
- Complies with One Watt Input Energy Star / Blue Angel Requirement
- CE Mark EMC & LVD
- Meets K.21 Basic Surge requirement

Safety

- **UL** UL 60950-1
- **CSA** CSA-C22.2 no.60950
- **TUV** EN/IEC60950-1
- **CE Mark** LVD and EMC
- **CCC** Certificate
- **CB** Certificate



Rev. 2.6.09_135
 AD2412N3L Series
 1 of 2



Electrical Specifications

Input

Input range:	90-264 Vac (wide range)
Frequency:	47-63 Hz
Inrush current:	50A maximum @ 230VAC, cold start 25 °C
Input current:	1 A maximum
Efficiency:	82% typical
EMI/RFI:	FCC Part 15, Class B & EN55022 (CISPR 22) Class B
Safety ground leakage current:	250 μ A maximum@ 50/60 Hz, 264 VAC input

Output

Maximum Power (Po):	24 W
Hold-up time:	20 ms. minimum at full load @ 115 Vac, 60 Hz
Overvoltage protection:	28 V Latching type, recycle AC to reset.
Overcurrent protection:	Output short circuit protection auto recover Overload protection @ 2.5 - 5A
Thermal protection:	Latching type, recycle AC to reset
Cable/connector :	DC cable length 2.5 mm center plug DC plug center +v DC plug outer -v

Environmental Specifications

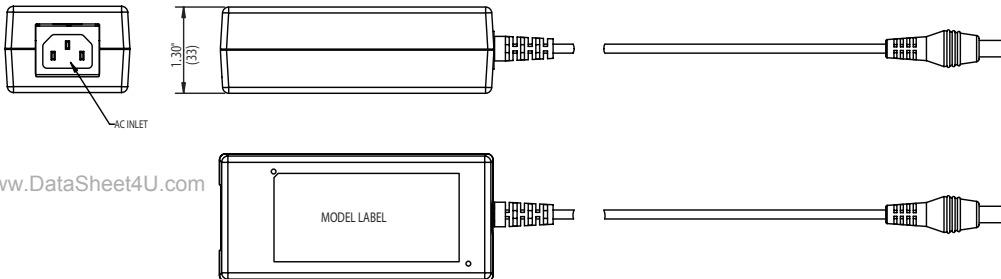
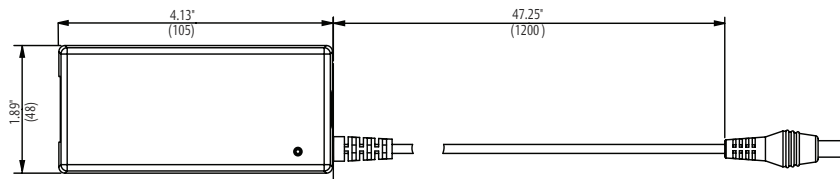
Operating temperature:	-5° to +50 °C ambient
Storage temperature:	-45 °C to +85 °C
Electromagnetic susceptibility:	Designed to meet EN61000-4-2, -4, -5, level 3; EN61000-4-3, -6, 6v/m; EN61000-3-3 and EN61000-3-2 Class A
Humidity:	Operating; non-condensing 5% to 90% RH
MTBF calculated:	> 850,000 hours at full load and 25 °C ambient conditions, Telcordia SR332 Issue 1 (Method 1, Case 3)

Ordering Information

Model Number	Maximum Power	Output Voltage	Minimum Load	Maximum Load	Peak Load ¹	Regulation ²	Ripple P/P (PAR) ³
AD2412N3L	24 W	12 Vdc	0.1 A	2 A	2.4 A	±5%	< 120 mV

1. Peak current lasting 200ms every 3 seconds.
2. At 25 °C including initial tolerance, line voltage, load currents and output voltages adjusted to factory settings.
3. Peak-to-peak with 20MHz bandwidth and 10µF (tantalum capacitor) in parallel with a 0.1µF capacitor at rated line voltage and load ranges.

Mechanical Drawing



www.DataSheet4U.com

Notes:

1. Specifications subject to change without notice.
2. All dimensions in inches (mm), tolerance is ± 0.02" (±0.5mm)
3. Warranty: 2 year
4. Weight: 0.61 lb./ 0.28 kg
5. AC input power cord sold separately
6. Specifications at factory settings at 115VAC input, 25 °C unless otherwise stated
7. AC Input Connector: IEC320, C13

Americas

5810 Van Allen Way
 Carlsbad, CA 92008
 USA
 Telephone: +1 760 930 4600
 Facsimile: +1 760 930 0698

Europe (UK)

Waterfront Business Park
 Merry Hill, Dudley
 West Midlands, DY5 1LX
 United Kingdom
 Telephone: +44 (0) 1384 842 211
 Facsimile: +44 (0) 1384 843 355

Asia (HK)













14/F, Lu Plaza
 2 Wing Yip Street
 Kwun Tong, Kowloon
 Hong Kong
 Telephone: +852 2176 3333
 Facsimile: +852 2176 3888

For global contact, visit:

www.PowerConversion.com
techsupport.embeddedpower@emerson.com

While every precaution has been taken to ensure accuracy and completeness in this literature, Emerson Network Power assumes no responsibility, and disclaims all liability for damages resulting from use of this information or for any errors or omissions.

Emerson Network Power.
 The global leader in enabling
 business-critical continuity.

-  AC Power
-  Connectivity
-  DC Power
-  Embedded Computing
-  **Embedded Power**
-  Monitoring
-  Outside Plant
-  Power Switching & Controls
-  Precision Cooling
-  Racks & Integrated Cabinets
-  Services
-  Surge Protection

EmersonNetworkPower.com

Emerson Network Power and the Emerson Network Power logo are trademarks and service marks of Emerson Electric Co.
 ©2008 Emerson Electric Co.