

PLEASE CHECK WWW.MOLEX.COM FOR LATEST PART INFORMATION

Part Number: [0082266843](#)
Status: **Active**
Description: 1.27mm (.050") Pitch Round Conductor Flat Cable - 26 AWG (7 x 34) Stranded Tinned, 43 Circuits, Reel 30.48m (100.0') Length

Documents:

[Drawing \(PDF\)](#) [RoHS Certificate of Compliance \(PDF\)](#)

Agency Certification

CSA LR61126
 UL E61522

General

Product Family Cable
 Series [8863](#)
 Crimp Quality Equipment Yes
 Geographic Area Asia
 Product Name Ribbon

Physical

Cable Length 30.48m (100.0')
 Circuits (Loaded) 43
 Circuits (maximum) 43
 Insulation PVC
 Packaging Type Reel
 Pitch - Term. Interface (in) 0.050 In
 Pitch - Term. Interface (mm) 1.27 mm
 Temperature Range - Operating -20°C to +105°C
 Wire Size AWG 26
 Wire/Cable Type (7x34) Stranded, Tinned

Electrical

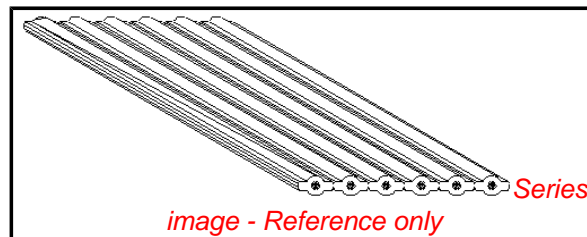
Current - Maximum per Contact N/A
 Voltage - Maximum 300V

Material Info

Old Part Number 8863-43-100B

Reference - Drawing Numbers

Sales Drawing SD-8863-001



EU RoHS

Compliance Status

Not Reviewed

REACH SVHC

Not Reviewed

Halogen-Free

Status

Not Reviewed

China RoHS

Need more information on product environmental compliance?

Email productcompliance@molex.com
 For a multiple part number RoHS Certificate of Compliance, [click here](#)

Please visit the [Contact Us](#) section for any non-product compliance questions.

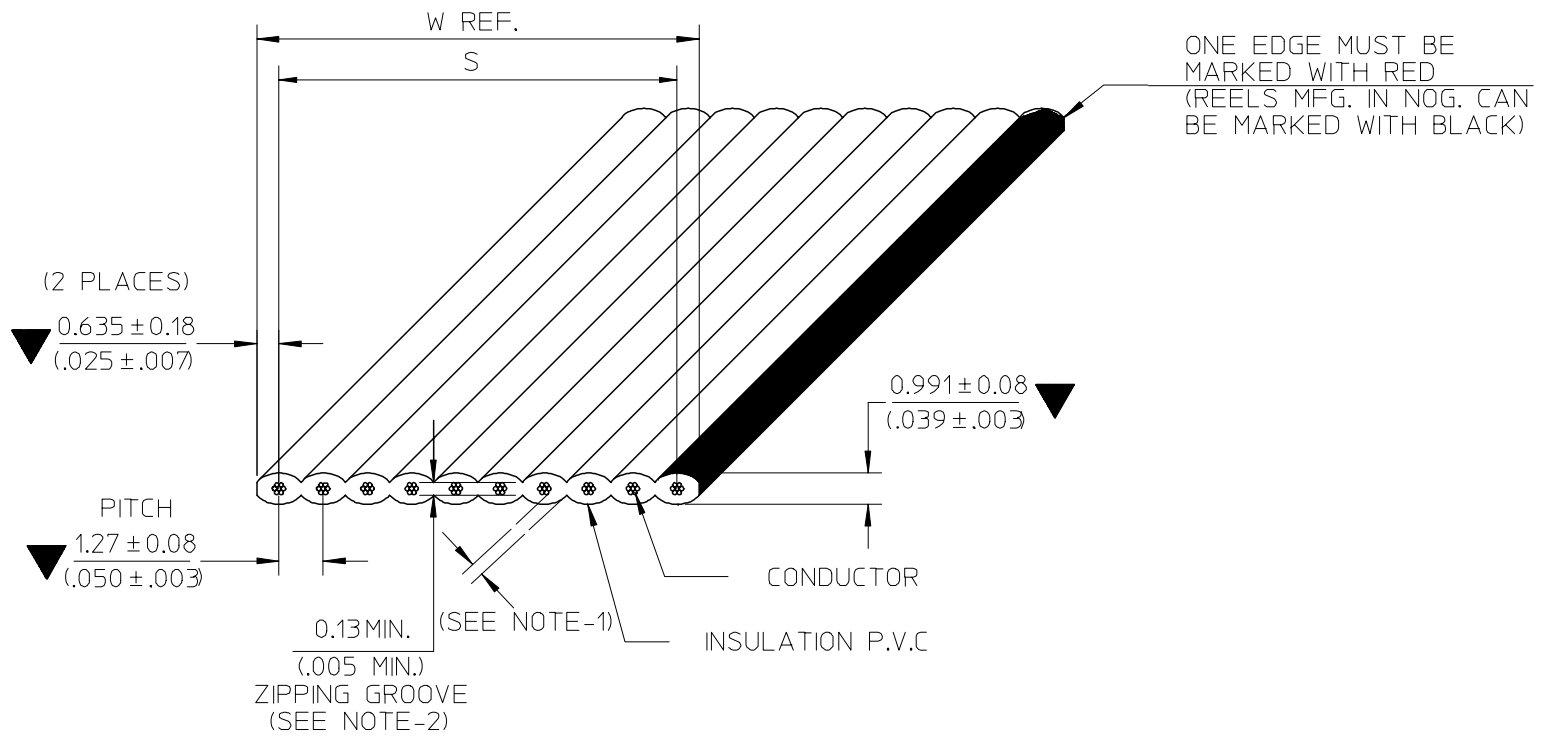
Search Parts in this Series

[8863Series](#)

Use With

[70121](#) MX-50™ Slimline Ribbon Cable.
[90584](#) Picoflex® PF-50 IDT Receptacle

PLEASE CHECK WWW.MOLEX.COM FOR LATEST PART INFORMATION



- NOTE :
1. THE CABLE SHALL HAVE A MINIMUM OF 0.178mm. (.007") THICKNESS INSULATION AT ANY POINT
 2. RIP TEST:
 - THE 0.13mm. (.005") ZIPPING GROOVE SHALL BE CAPABLE OF BEING RIPPED BY HAND WITHIN THE RECESS, WITHOUT EXPOSING THE ADJACENT CONDUCTORS
 3. RoHS AND LEAD FREE COMPLIANT
 4. SPECIAL REQUIREMENT: N/A

SEE CHANGE DETAIL EC NO: THL2008-0015 DRWN: CPANSAKHOM 2007/11/28 CHKD: DNARINTARA 2007/11/29 APPR: SVIRATJAPOL 2007/12/04	DESCRIPTION B	QUALITY SYMBOLS	GENERAL TOLERANCES (UNLESS SPECIFIED)		DIMENSION STYLE	SCALE	DESIGN UNITS	THIRD ANGLE PROJECTION	
		▼=3 □=0	mm	INCH	MM/IN	NTS	INCH		
		4 PLACES	±---	±---	DRAWN BY	DATE	TITLE		
		3 PLACES	±---	±---	CPANSAKHOM	2006/07/18	FCB ROUND CONDUCTOR		
		2 PLACES	±---	±---	CHECKED BY	DATE	1.27MM(.050)CENTER PVC.		
1 PLACE	±---	±---	PMEECHAI	2006/07/18	26AWG STRANDED TINNED				
ANGULAR ±---°			APPROVED BY	DATE	MOLEX MOLEX INCORPORATED				
DRAFT WHERE APPLICABLE MUST REMAIN WITHIN DIMENSIONS			SVIRATJAPOL	2006/07/18	MATERIAL NO.	DOCUMENT NO.	SHEET NO.		
			SEE CHART			SD-8863-001	1 OF 3		
			THIS DRAWING CONTAINS INFORMATION THAT IS PROPRIETARY TO MOLEX INCORPORATED AND SHOULD NOT BE USED WITHOUT WRITTEN PERMISSION						

B	E-07-0748	B ₁ : ADD NON-OPERATING TEMP.	07/11/23
A	N/A	NEW RELEASE	06/07/18
REV. HISTORY	EC NO.	DETAIL	DATE

E

E

SPECIFICATIONS

PHYSICAL

CONDUCTOR SPACING ----- 1.27 (.050") C TO C
 WIRE GAUGE ----- 26 AWG(7/34) STRANDED TINNED
 INSULATION ----- P.V.C GRAY (LEAD FREE)

AGENCY

U.L. STYLE NO. ----- 2651
 TEMPERATURE RATING ----- -20°C TO 105°C
 VOLTAGE RATING ----- 300V.MAX.
 FLAMMABILITY RATING ----- VW-1

ELECTRICAL

CONDUCTOR RESISTANCE (D.C.) ----- 43 m OHMS/FT. MAX.
 CHARACTERISTIC IMPEDANCE ----- 115 OHMS NOM. (GS)
 93 OHMS NOM. (GSG)
 CAPACITANCE ----- 8.9 pF/FT. NOM. (GS)
 18.0 pF/FT. NOM. (GSG)
 PROPAGATION DELAY ----- 1.4 ns/FT. NOM.
 INSULATION RESISTANCE ----- 10M OHMS (10FT. SAMPLE)
 DIELECTRIC WITHSTAND VOLTAGE ----- 2000 VRMS/MINUTE

GENERAL

⚠️ NON-OPERATING TEMPERATURE ----- -20°C TO 105°C
 FAULTS AND/OR SPLICES ----- 1/REEL MAX. 100⁺³₀ FT. (30.48^{+0.914}₀ M.)/REEL
 20FT. (6.096M.) MIN. LENGTH

D

D

C

C

B

B

A

A

SEE CHANGE DETAIL EC NO: THL2008-0015 DRWN: CPANSAKHOM 2007/11/28 CHKD: DNARINTARA 2007/11/29 APPR: SVIRATJAPOL 2007/12/04	DESCRIPTION REV	QUALITY SYMBOLS		GENERAL TOLERANCES (UNLESS SPECIFIED)		DIMENSION STYLE		SCALE	DESIGN UNITS	THIRD ANGLE PROJECTION		
						MM/IN		NTS	INCH			
		▽ = ▽ =		mm	INCH	DRAWN BY	DATE	TITLE				
		4 PLACES ± --- ± ---				CPANSAKHOM	2006/07/18	FCB ROUND CONDUCTOR 1.27MM(.050)CENTER PVC. 26AWG STRANDED TINNED				
		3 PLACES ± --- ± ---				CHECKED BY	DATE	MOLEX MOLEX INCORPORATED				
2 PLACES ± --- ± ---				PMEECHAI	2006/07/18	SD-8863-001						
1 PLACE ± --- ± ---				APPROVED BY	DATE	SHEET NO.						
ANGULAR ± --- °				SVIRATJAPOL	2006/07/18	2 OF 3						
				DRAFT WHERE APPLICABLE MUST REMAIN WITHIN DIMENSIONS		MATERIAL NO. SEE CHART		DOCUMENT NO. SD-8863-001		SHEET NO. 2 OF 3		
						SIZE A 4		THIS DRAWING CONTAINS INFORMATION THAT IS PROPRIETARY TO MOLEX INCORPORATED AND SHOULD NOT BE USED WITHOUT WRITTEN PERMISSION				

E

D

C

B

A

ENGINEERING NO.

8863-XX-XXXX

A B C D

A : CABLE 1.27mm. (.050") CENTERS 26AWG STRANDED TINNED
 B : CONDUCTOR SIZE (AVAILABILITY 3 THROUGH 50)
 C : CABLE LENGTH 100FT. (30.48M)
 D : A = INCHES
 B = FEET

DIMENSIONS MM. (INCHES)

SHIPPED ON 100FT. REELS

ENG. NO.	NO.OF COND.	DIMENSION S	DIM. W (REF)	ENGINEERING NO.	ORDER NO.
8863-3	3	2.54±0.18 (100±.007)	3.81 (150)	8863-03-100B	82-26-6803
8863-4	4	3.81±0.18 (150±.007)	5.08 (200)	-04-	04
8863-5	5	5.08±0.18 (200±.007)	6.35 (250)	-05-	05
8863-6	6	6.35±0.18 (250±.007)	7.62 (300)	-06-	06
8863-7	7	7.62±0.18 (300±.007)	8.89 (350)	-07-	07
8863-8	8	8.89±0.18 (350±.007)	10.16 (400)	-08-	08
8863-9	9	10.16±0.18 (400±.007)	11.43 (450)	-09-	09
8863-10	10	11.43±0.18 (450±.007)	12.70 (500)	-10-	10
8863-11	11	12.70±0.18 (500±.007)	13.97 (550)	-11-	11
8863-12	12	13.97±0.18 (550±.007)	15.24 (600)	-12-	12
8863-13	13	15.24±0.18 (600±.007)	16.51 (650)	-13-	13
8863-14	14	16.51±0.18 (650±.007)	17.78 (700)	-14-	14
8863-15	15	17.78±0.18 (700±.007)	19.05 (750)	-15-	15
8863-16	16	19.05±0.23 (750±.009)	20.32 (800)	-16-	16
8863-17	17	20.32±0.23 (800±.009)	21.59 (850)	-17-	17
8863-18	18	21.59±0.23 (850±.009)	22.86 (900)	-18-	18
8863-19	19	22.86±0.23 (900±.009)	24.13 (950)	-19-	19
8863-20	20	24.13±0.23 (950±.009)	25.40 (1000)	-20-	20
8863-21	21	25.40±0.23 (1000±.009)	26.67 (1050)	-21-	21
8863-22	22	26.67±0.23 (1050±.009)	27.94 (1100)	-22-	22
8863-23	23	27.94±0.23 (1100±.009)	29.21 (1150)	-23-	23
8863-24	24	29.21±0.23 (1150±.009)	30.48 (1200)	-24-	24
8863-25	25	30.48±0.23 (1200±.009)	31.75 (1250)	-25-	25
8863-26	26	31.75±0.23 (1250±.009)	33.02 (1300)	-26-	26
8863-27	27	33.02±0.23 (1300±.009)	34.29 (1350)	-27-	27
8863-28	28	34.29±0.23 (1350±.009)	35.56 (1400)	-28-	28
8863-29	29	35.56±0.23 (1400±.009)	36.83 (1450)	-29-	29
8863-30	30	36.83±0.23 (1450±.009)	38.10 (1500)	-30-	30
8863-31	31	38.10±0.23 (1500±.009)	39.37 (1550)	-31-	31
8863-32	32	39.37±0.23 (1550±.009)	40.64 (1600)	-32-	32
8863-33	33	40.64±0.23 (1600±.009)	41.91 (1650)	-33-	33
8863-34	34	41.91±0.23 (1650±.009)	43.18 (1700)	-34-	34
8863-35	35	43.18±0.23 (1700±.009)	44.45 (1750)	-35-	35
8863-36	36	44.45±0.23 (1750±.009)	45.72 (1800)	-36-	36
8863-37	37	45.72±0.28 (1800±.011)	46.99 (1850)	-37-	37
8863-38	38	46.99±0.28 (1850±.011)	48.26 (1900)	-38-	38
8863-39	39	48.26±0.28 (1900±.011)	49.53 (1950)	-39-	39
8863-40	40	49.53±0.28 (1950±.011)	50.80 (2000)	-40-	40
8863-41	41	50.80±0.28 (2000±.011)	52.07 (2050)	-41-	41
8863-42	42	52.07±0.28 (2050±.011)	53.34 (2100)	-42-	42
8863-43	43	53.34±0.28 (2100±.011)	54.61 (2150)	-43-	43
8863-44	44	54.61±0.28 (2150±.011)	55.88 (2200)	-44-	44
8863-45	45	55.88±0.28 (2200±.011)	57.15 (2250)	-45-	45
8863-46	46	57.15±0.28 (2250±.011)	58.42 (2300)	-46-	46
8863-47	47	58.42±0.28 (2300±.011)	59.69 (2350)	-47-	47
8863-48	48	59.69±0.28 (2350±.011)	60.96 (2400)	-48-	48
8863-49	49	60.96±0.28 (2400±.011)	62.23 (2450)	-49-	49
8863-50	50	62.23±0.28 (2450±.011)	63.50 (2500)	8863-50-100B	82-26-6850

THIRD ANGLE PROJECTION

DESIGN UNITS INCH

SCALE NTS

FCB ROUND CONDUCTOR 1.27MM(.050)CENTER PVC. 26AWG STRANDED TINNED



MOLEX INCORPORATED

DOCUMENT NO.

SD-8863-001

SHEET NO.

3 OF 3

DIMENSION STYLE MM/IN

DRAWN BY CPANSAKHOM DATE 2006/07/18
 CHECKED BY PREECHAI DATE 2006/07/18
 APPROVED BY SVIRATJAPOL DATE 2006/07/18

MATERIAL NO.

SEE CHART

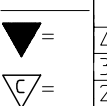
SIZE THIS DRAWING CONTAINS INFORMATION THAT IS PROPRIETARY TO MOLEX INCORPORATED AND SHOULD NOT BE USED WITHOUT WRITTEN PERMISSION

GENERAL TOLERANCES (UNLESS SPECIFIED)

	mm	INCH
4 PLACES	+ .004	+ .0015
3 PLACES	+ .005	+ .002
2 PLACES	+ .006	+ .0025
1 PLACE	+ .007	+ .003
ANGULAR ± .005°		

DRAFT WHERE APPLICABLE MUST REMAIN WITHIN DIMENSIONS

QUALITY SYMBOLS



DESCRIPTION

70/21/0002 T00TJAPOL
 62/11/0002 VAWRINTARA
 82/11/0002 MOHSAKSAKJANON
 5100-8002 THE ON CE
 SEE ENGVHCHD

6

5

4

3

2

1