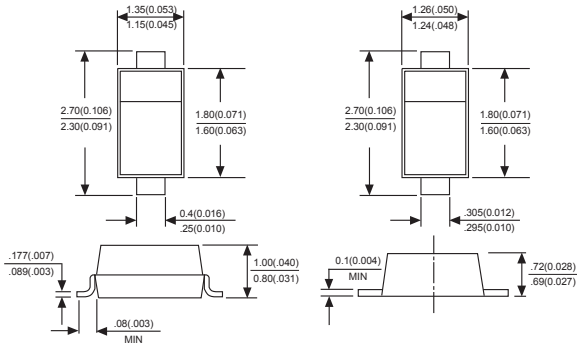


SOD-323



Dimensions in millimeters and (inches)

FEATURES

- ◆ Small surface mounting type.(UMD2)
- ◆ High speed.($t_r=1.2ns$ typ.)
- ◆ High reliability with high surge current handing capability.

MECHANICAL DATA

Case: Molded plastic body

Terminals: Plated leads solderable per MIL-STD-750, Method 2026

Polarity: Polarity symbols marked on case

Marking: A

MAXIMUM RATINGS AND ELECTRICAL CHARACTERISTICS

Maximum ratings and electrical characteristics, Single diode @ $T_A=25^\circ C$

PARAMETER	SYMBOLS	LIMITS	UNITS
DC blocking voltage	V_R	80	V
Peak forward current	I_{FM}	225	mA
Average rectified output current	I_o	100	mA
Surge current (1s)	I_{Surge}	500	mA
Junction temperature	T_J	125	$^\circ C$
Storage temperature	T_{STG}	-55 to +125	$^\circ C$
Non-repetitive peak reverse voltage	V_{RM}	90	V

Electrical ratings @ $T_A=25^\circ C$

PARAMETER	SYMBOLS	Min.	Typ.	Max.	Unit	Conditions
Forward voltage	V_F			1.2	V	$I_F=100mA$
Reverse current	I_R			0.1	μA	$V_R=80V$
Capacitance between terminals	C_T			3	pF	$V_R=0.5, f=1.0MHz$
Reverse recovery time	t_r			4	ns	$I_F=10mA, V_R=6V, R_L=100\Omega$

RATINGS AND CHARACTERISTIC CURVES 1SS355

FIG. 1- FORWARD CHARACTERISTICS

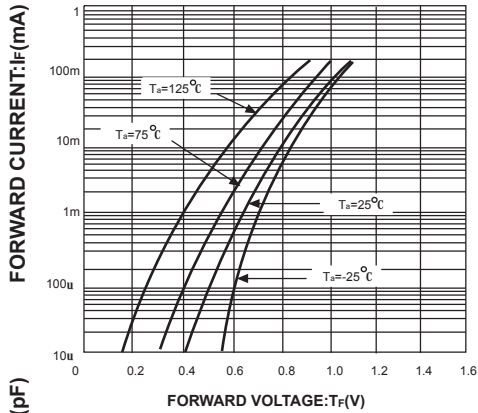


FIG. 2- REVERSE CHARACTERISTICS

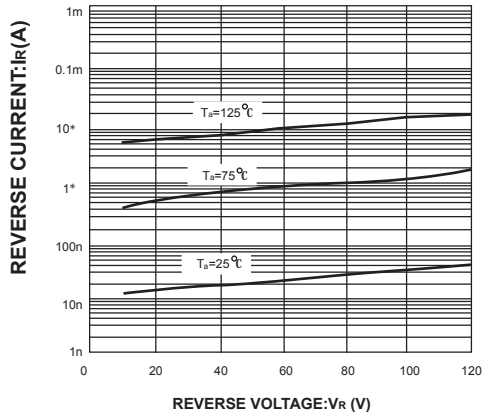


FIG. 3- CAPACITANCE BETWEEN TERMINALS CHARACTERISTICS

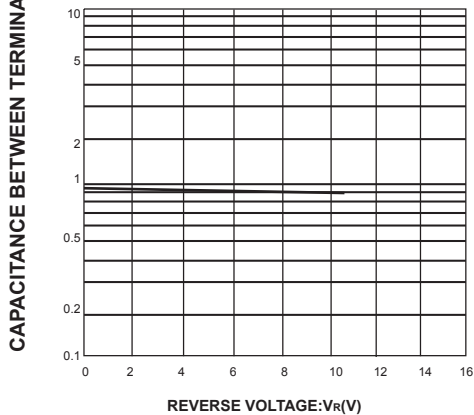


FIG. 4- REVERSE RECOVERY TIME CHARACTERISTICS

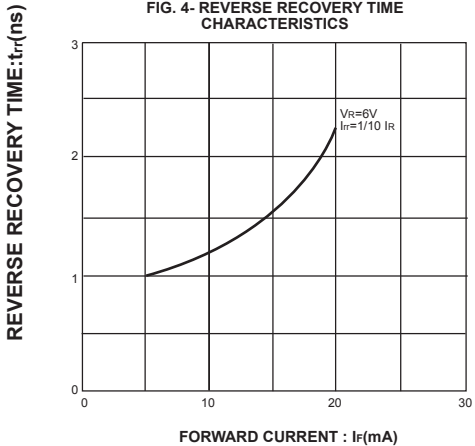


FIG. 5- SURGE CURRENT CHARACTERISTICS

