

Protection of Voltage Sensitive Components.

FEATURES

- Low profile package.
- Transient protection for data line to

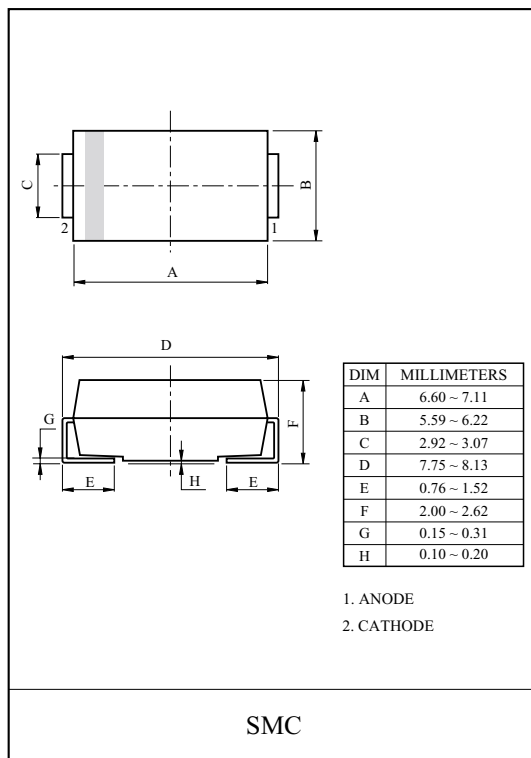
APPLICATIONS

- Devices for Unidirectional Applications.
- Automotive Controller.
- Notebooks, Desktops, & Servers.

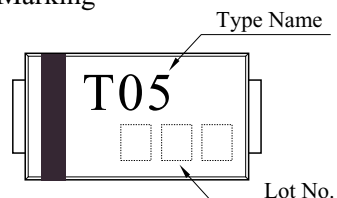
MAXIMUM RATING (Ta=25 °C)

CHARACTERISTIC	SYMBOL	RATING	UNIT
Peak Pulse Power (tp=10/1000µs)	P _{PK}	1500	W
Peak Pulse Current (tp=10/1000µs)	I _{PP}	163	A
Operating Temperature	T _j	-55 ~ 150	°C
Storage Temperature	T _{stg}	-55 ~ 150	°C

- * Notes) : (1) Derated above Ta=25 °C per power derating curve.
 (2) Mounted on 0.31 × 0.31 (8.0 × 8.0 mm) copper pads to each terminal.
 (3) Mounted on minimum recommened pad lay out



Marking

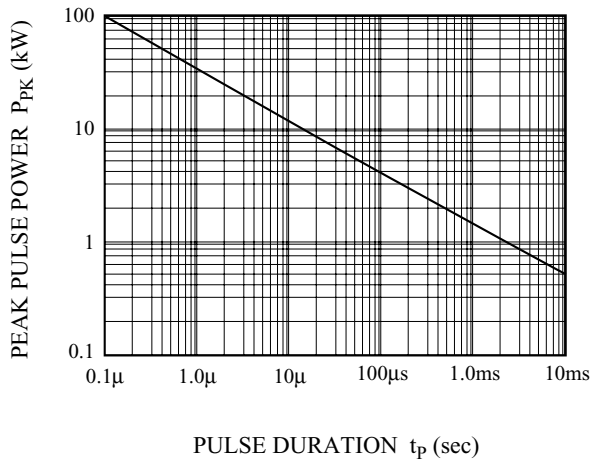


ELECTRICAL CHARACTERISTICS (Ta=25 °C)

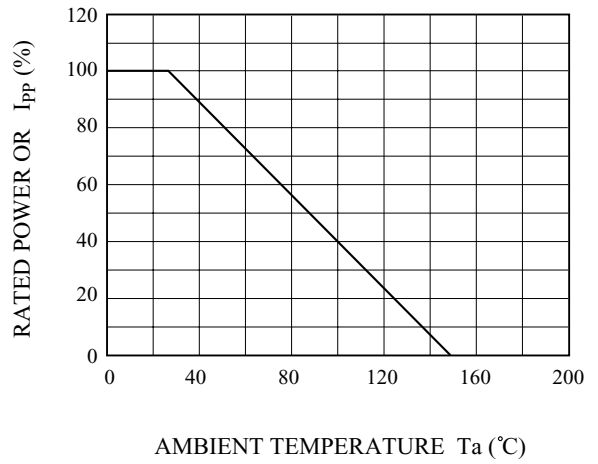
CHARACTERISTIC	SYMBOL	TEST CONDITION	MIN.	TYP.	MAX.	UNIT
Reverse Stand-Off Voltage	V _{RWM}	-	-	-	5	V
Reverse Breakdown Voltage	V _{BR}	I _t =10mA	6.40	-	7.07	V
Reverse Leakage Current	I _R	V _{RWM} =5V	-	-	1000	µA
Clamping Voltage	V _C	I _{PP} =163A, tp=10/1000µs	-	-	9.2	V

PG05NSSMC

NON-REPETITIVE PEAK PULSE
POWER vs. PULSE TIME



POWER DERATION CURVE



PULSE WAVEFORM

