

**PLEASE CHECK WWW.MOLEX.COM FOR LATEST PART INFORMATION**

**Part Number:** [0761342501](#)  
**Status:** **Active**  
**Overview:** [vhdm\\_h](#)  
**Description:** 2.00mm (.079") Pitch VHDM® H Board-to-Board Backplane Header, Vertical, 8-Row, Signal Module, Open End Version, 200 Circuits, Pin Length 4.75mm (.187"), Tin/Lead

**Documents:**

[Drawing \(PDF\)](#) [RoHS Certificate of Compliance \(PDF\)](#)  
[Product Specification PS-74031-999 \(PDF\)](#)

**General**

Product Family	Backplane Connectors
Series	76134
Application	Backplane
Comments	No Keying Position
Component Type	PCB Header
Overview	<a href="#">vhdm_h</a>
Product Name	VHDM® - H Series
Style	N/A

**Physical**

Circuits (Loaded)	200
Circuits (maximum)	200
Color - Resin	Black
Durability (mating cycles max)	200
First Mate / Last Break	No
Guide to Mating Part	Yes
Keying to Mating Part	None
Material - Metal	Copper Alloy
Material - Plating Mating	Gold
Material - Plating Termination	Tin-Lead
Material - Resin	High Temperature Thermoplastic
Number of Columns	25
Number of Pairs	Open Pin Field
Number of Rows	6
Orientation	Vertical
PC Tail Length (in)	0.072 In
PC Tail Length (mm)	1.83 mm
PCB Locator	No
PCB Retention	None
PCB Thickness Recommended (in)	0.072 In
PCB Thickness Recommended (mm)	1.83 mm
Packaging Type	Tube
Pitch - Mating Interface (in)	0.079 In
Pitch - Mating Interface (mm)	2.00 mm
Pitch - Term. Interface (in)	0.089 In
Pitch - Term. Interface (mm)	2.25 mm
Plating min: Mating (µin)	30
Plating min: Mating (µm)	0.75
Plating min: Termination (µin)	30
Plating min: Termination (µm)	0.75
Polarized to PCB	Yes
Stackable	No
Surface Mount Compatible (SMC)	Yes
Temperature Range - Operating	-55°C to +85°C
Termination Interface: Style	Through Hole - Compliant Pin

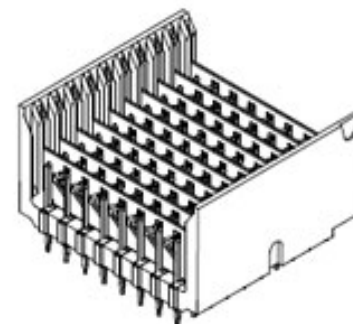


image - Reference only

Series

**EU RoHS**

**RoHS Compliant by Exemption**

**REACH SVHC**

**Contains SVHC: No**

**Halogen-Free**

**Status**

**Halogen-Free**

**China RoHS**



Pb

**Need more information on product environmental compliance?**

Email [productcompliance@molex.com](mailto:productcompliance@molex.com)  
 For a multiple part number RoHS Certificate of Compliance, [click here](#)

Please visit the [Contact Us](#) section for any non-product compliance questions.

**Search Parts in this Series**

76134Series

**Application Tooling | FAQ**

*Tooling specifications and manuals are found by selecting the products below. Crimp Height Specifications are then contained in the Application Tooling Specification document.*

**Global**

Description	Product #
VHDM® Signal Pin	<a href="#">0622015700</a>
Inserter Repair Tool	
VHDM® 8 Row Pin and Shield Repair Tool	<a href="#">0622015900</a>
VHDM® 8 Row Shield Extraction Tool	<a href="#">0622016100</a>
VHDM® Insertion Module for Standard Shield Signal Header, 8 Row by	<a href="#">0622020210</a>

25 Wide, 50.00mm  
(1.97")

### Electrical

Current - Maximum per Contact	1A
Data Rate	6.25 Gbps
Real Signals (per 25mm)	75
Shield Type	Ground Plane Shield
Shielded	Yes
Voltage - Maximum	120V AC (RMS)/DC

### Material Info

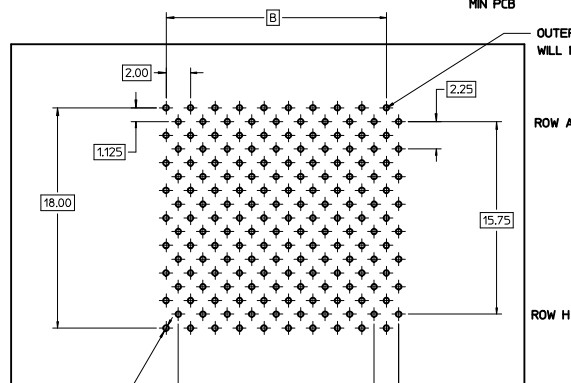
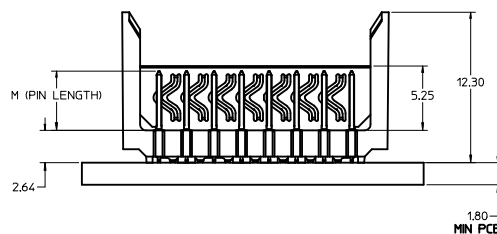
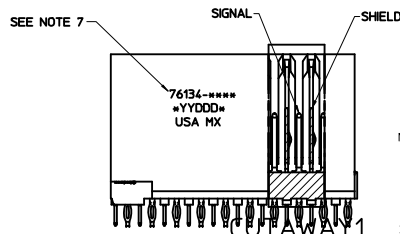
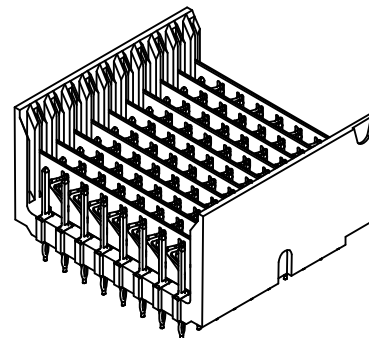
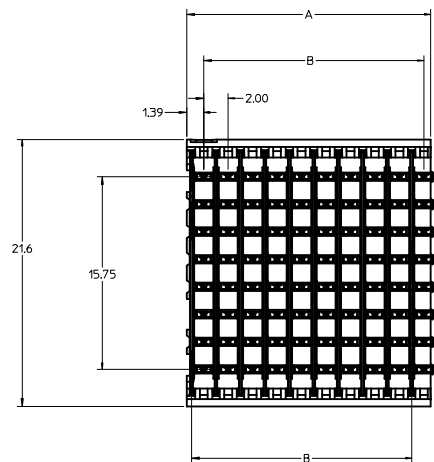
#### Reference - Drawing Numbers

Packaging Specification	PK-74060-003
Product Specification	PS-74031-999
Sales Drawing	SD-76134-001

VHDM and Very High Density Metric are trademarks of Amphenol Corporation

This document was generated on 05/27/2010

**PLEASE CHECK [WWW.MOLEX.COM](http://WWW.MOLEX.COM) FOR LATEST PART INFORMATION**

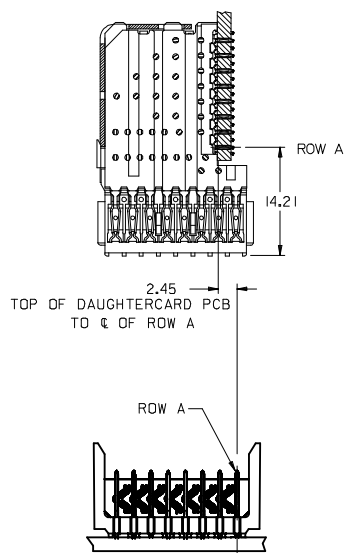
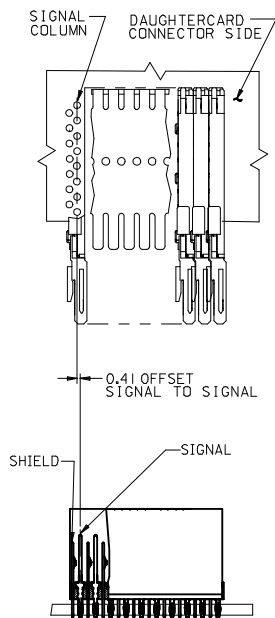


OUTER ROWS OF SHIELD THRU HOLES WILL NOT BE POPULATED

⌀ 0.10  
 ⌀ 0.46 ± 0.05  
 (⌀ 0.57 DRILL)  
 (⌀ 0.88 PADI)

- NOTES:**
- MATERIALS:**  
 HOUSING - LIQUID CRYSTAL POLYMER (LCP)  
 GLASS FILLED, UL94V-0, BLACK  
 SIGNAL PIN AND SHIELD - COPPER ALLOY
  - FINISHES:**  
 CONTACT AREA - SELECTIVE GOLD (Au)  
 PCB TAILS - SELECTIVE TIN/LEAD (SnPb) OR MATTE TIN (Sn)
  - THIS PART CONFORMS TO MOLEX PRODUCT SPECIFICATION PS-74031-999.
  - FOR MIXED CONTACT LENGTH CONTACT MOLEX FOR AVAILABILITY.
  - FOR SPECIFIC MATERIAL NUMBERS AND MATING INFORMATION REFER TO SHEET 2.
  - PACKAGE PER PK-74060-003.
  - ASSEMBLY WILL BE MARKED WITH P/N AND DATE CODE WITH LASER MARK ON SIDE OF HOUSING OR BY LABEL ON THE TUBE.

INITIAL RELEASE IEC NO. UCP2008-2748 DRAWN BY J JONIAK 2008/12/01 CHECKED BY J JONIAK 2008/12/02 APPR: J LAURY 2008/12/03	QUALITY SYMBOLS	GENERAL TOLERANCES (UNLESS SPECIFIED)	DIMENSION STYLE	SCALE	DESIGN UNITS	THIRD ANGLE PROJECTION
	▽=0 ▽=0	mm INCH 4 PLACES ± --- ± --- 3 PLACES ± --- ± --- 2 PLACES ± 0.15 ± --- 1 PLACE ± 0.25 ± --- ANGULAR ±1/2°	MM ONLY	5:1	METRIC	DRAWN BY DATE J JONIAK 2008/04/11 CHECKED BY DATE B INGHAM 2008/04/11 APPROVED BY DATE B INGHAM 2008/04/11
	DRAFT WHERE APPLICABLE MUST REMAIN WITHIN DIMENSIONS	MATERIAL NO. SEE PAGE 2	TITLE VHDM H-SERIES 8 ROW OPEN END BACKPLANE SALES DRAWING	MOLEX INCORPORATED	SHEET NO. 1 OF 2	
	SIZE D	THIS DRAWING CONTAINS INFORMATION THAT IS PROPRIETARY TO MOLEX INCORPORATED AND SHOULD NOT BE USED WITHOUT WRITTEN PERMISSION	DOCUMENT NO. SD-76134-001			



PART NUMBER	COLUMN	NUMBER OF SIGNAL PINS	NUMBER OF SHIELD	A	B	M	Au (um) THICKNESS	Sn (um) THICKNESS
76134-#001	10	80	10	20.00	18.00	4.75	0.76	0.76-1.52
76134-#006							1.27	
76134-#501	25	200	25	50.00	48.00	6.25	0.76	
76134-#506							1.27	
76134-#002	10	80	10	20.00	18.00	4.25	0.76	
76134-#007							1.27	
76134-#502	25	200	25	50.00	48.00	5.15	0.76	
76134-#507							1.27	
76134-#003	10	80	10	20.00	18.00	4.25	0.76	
76134-#008							1.27	
76134-#503	25	200	25	50.00	48.00	5.15	0.76	
76134-#508							1.27	
76134-#004	10	80	10	20.00	18.00	4.25	0.76	
76134-#009							1.27	
76134-#504	25	200	25	50.00	48.00	4.25	0.76	
76134-#509							1.27	

MATERIAL NUMBER ASSIGNMENT

76134-\*\* \*\*  
SEE TABLE

NUMBER OF COLUMNS/PLATING  
 10 = 10 COLUMN TIN/LEAD  
 25 = 25 COLUMN TIN/LEAD  
 90 = 10 COLUMN MATTE TIN  
 85 = 25 COLUMN MATTE TIN

INITIAL RELEASE IEC NO. UCP2008-2748 DRAWN: JONI AK 2008/12/01 CHECKED: JONI AK 2008/12/02 APPR: JLAURY 2008/12/03	QUALITY SYMBOLS	GENERAL TOLERANCES (UNLESS SPECIFIED)	DIMENSION STYLE	SCALE	DESIGN UNITS	THIRD ANGLE PROJECTION
	▽=0 ▽=0	mm INCH 4 PLACES #--- #--- 3 PLACES #--- #--- 2 PLACES #0.15 #--- 1 PLACE #0.25 #--- ANGULAR ±1/2°	MM ONLY DRAWN BY DATE J JONI AK 2008/04/11 CHECKED BY DATE B INGHAM 2008/04/11 APPROVED BY DATE B INGHAM 2008/04/11	1:1	METRIC	TITLE VHDM H-SERIES 8 ROW OPEN END BACKPLANE SALES DRAWING
	DRAFT WHERE APPLICABLE MUST REMAIN WITHIN DIMENSIONS	MATERIAL NO. SEE CHART	DOCUMENT NO. MOLEX INCORPORATED	SHEET NO. 2 OF 2		
		SIZE D	THIS DRAWING CONTAINS INFORMATION THAT IS PROPRIETARY TO MOLEX INCORPORATED AND SHOULD NOT BE USED WITHOUT WRITTEN PERMISSION			