



Micro Commercial Components

Micro Commercial Components
 20736 Marilla Street Chatsworth
 CA 91311
 Phone: (818) 701-4933
 Fax: (818) 701-4939

MPSA13 MPSA14

NPN Silicon Darlington Transistor

Features

- Capable of 1.5Watts of Power Dissipation.
- Collector-current 500mA
- Collector-base Voltage 30V
- Operating and storage junction temperature range: -55°C to +150°C
- Case Material: Molded Plastic. UL Flammability Classification Rating 94V-0 and MSL Rating 1
- Marking:MPSA13--MPSA13,MPSA14--MPSA14.
- Lead Free Finish/RoHS Compliant ("P" Suffix designates RoHS Compliant. See ordering information)

Maximum Ratings

Symbol	Rating	Rating	Unit
V _{CES}	Collector-Emitter Voltage	30	V
V _{CBO}	Collector-Base Voltage	30	V
V _{EBO}	Emitter-Base Voltage	10	V
I _C	Collector Current Continuous	500	mA
P _D	Total Device Dissipation @T _A =25°C	625	mW
	Derate above 25°C	5.0	mW/°C
P _D	Total Device Dissipation @T _A =25°C	1.5	W
	Derate above 25°C	12	mW/°C
T _J	Junction Temperature	-55 to +150	°C
T _{STG}	Storage Temperature	-55 to +150	°C

Electrical Characteristics @ 25°C Unless Otherwise Specified

Symbol	Parameter	Min	Max	Units
--------	-----------	-----	-----	-------

OFF CHARACTERISTICS

V _{(BR)CES}	Collector-Emitter Breakdown Voltage (I _C =100uAdc, I _B =0)	30		Vdc
I _{CBO}	Collector Cutoff Current (V _{CB} =30Vdc, I _E =0)		100	nAdc
I _{EBO}	Emitter Cutoff Current (V _{EB} =10Vdc, I _C =0)		100	nAdc

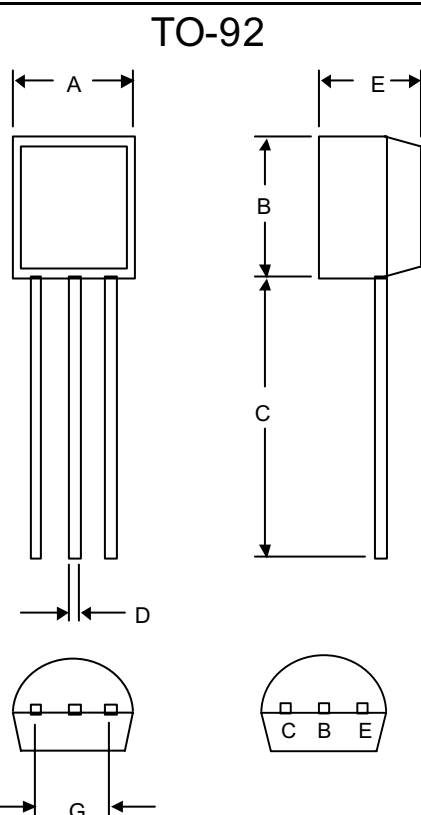
ON CHARACTERISTICS⁽¹⁾

h _{FE(1)}	DC Current Gain (I _C =10mAdc, V _{CE} =5.0Vdc)	MPSA13 MPSA14	5000 10000		
h _{FE(2)}	DC Current Gain (I _C =100mAdc, V _{CE} =5.0Vdc)	MPSA13 MPSA14	10000 20000		
V _{CE(sat)}	Collector-Emitter Saturation Voltage (I _C =100mAdc, I _B =0.1mAdc)			1.5	Vdc
V _{BE(on)}	Base-Emitter Saturation Voltage (I _C =100mAdc, V _{CE} =5.0Vdc)			2.0	Vdc

SMALL-SIGNAL CHARACTERISTICS

f _T	Current-Gain – Bandwidth Product ⁽²⁾ (I _C =10mAdc, V _{CE} =5.0Vdc, f=100MHz)	125			MHz
----------------	----------------------------------------------------------------------------------------------------------------	-----	--	--	-----

1. Pulse Test: Pulse Width<300us, Duty Cycle<2.0%
2. f_T=|h_{FE}| x f_{test}



DIM	INCHES		MM		NOTE
	MIN	MAX	MIN	MAX	
A	.170	.190	4.33	4.83	
B	.170	.190	4.30	4.83	
C	.550	.590	13.97	14.97	
D	.010	.020	0.36	0.56	
E	.130	.160	3.30	3.96	
G	.096	.104	2.44	2.64	

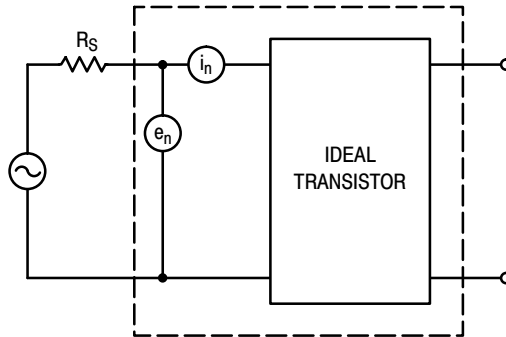


Figure 1. Transistor Noise Model

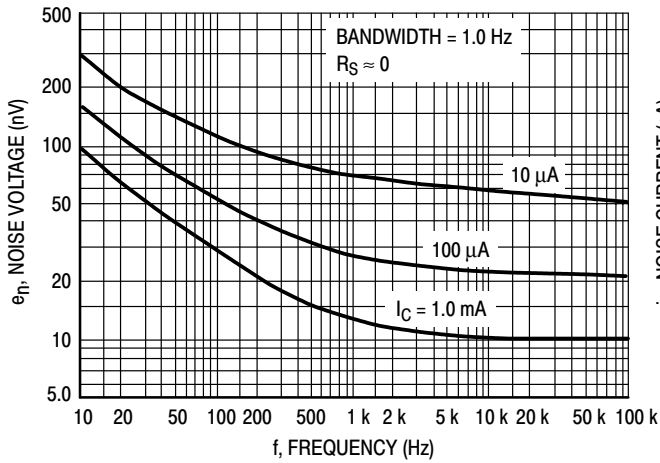


Figure 2. Noise Voltage

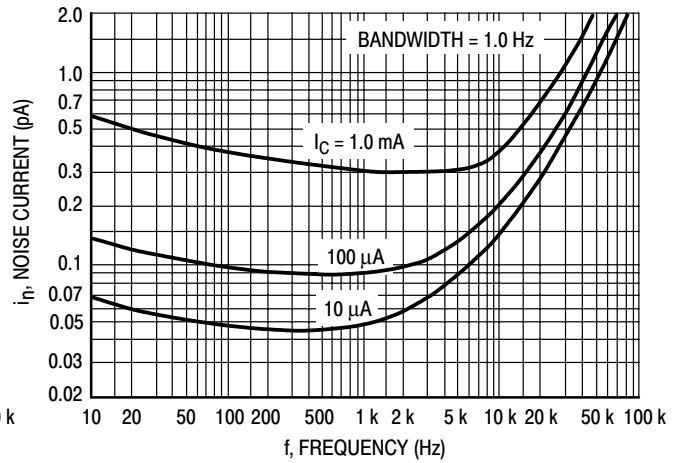


Figure 3. Noise Current

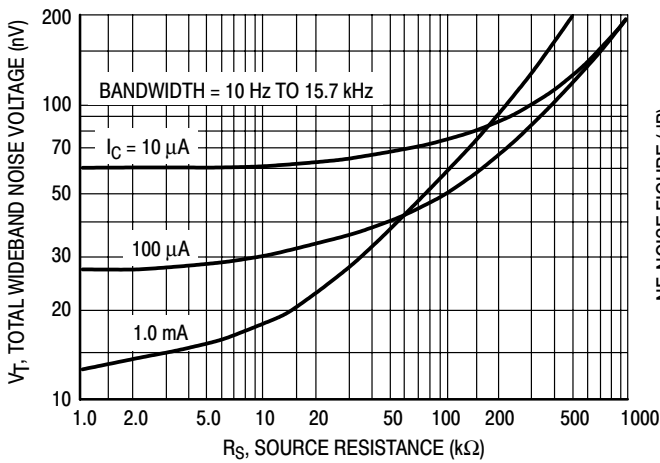


Figure 4. Total Wideband Noise Voltage

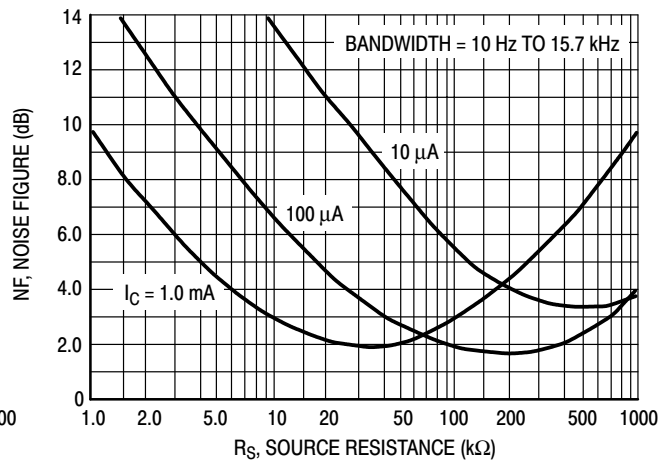


Figure 5. Wideband Noise Figure

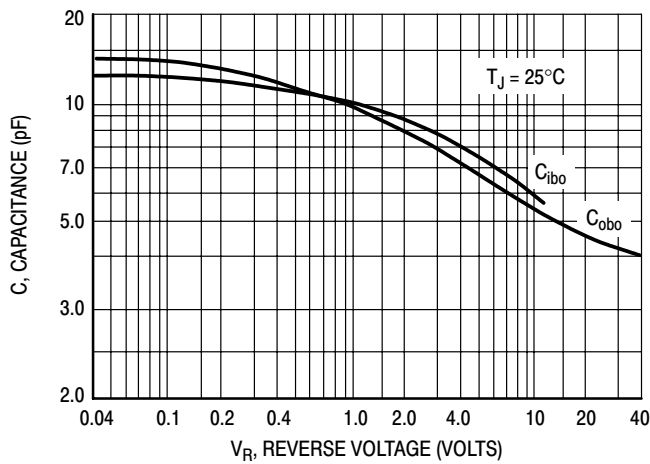


Figure 6. Capacitance

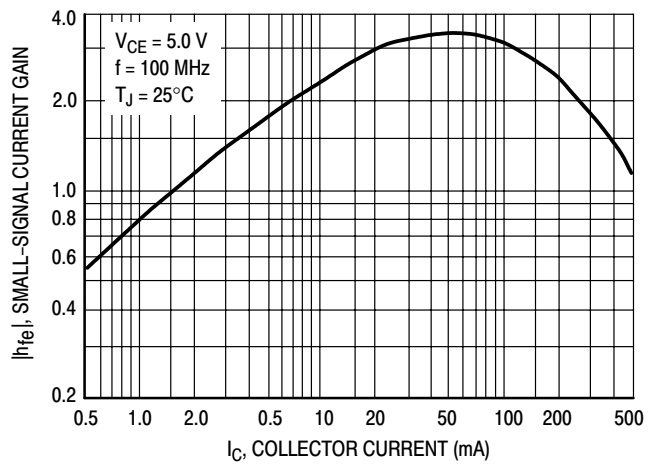


Figure 7. High Frequency Current Gain

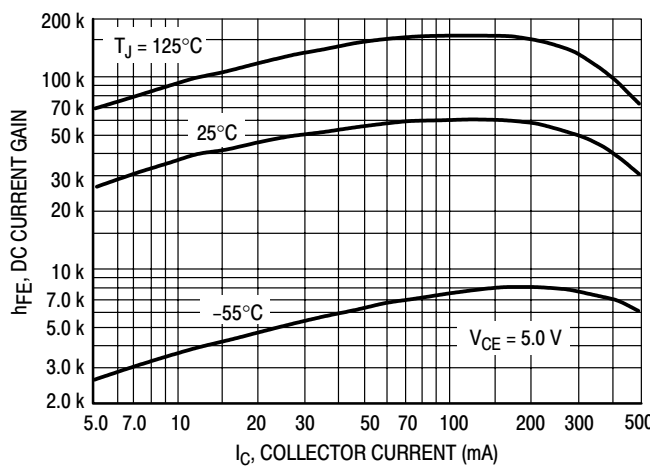


Figure 8. DC Current Gain

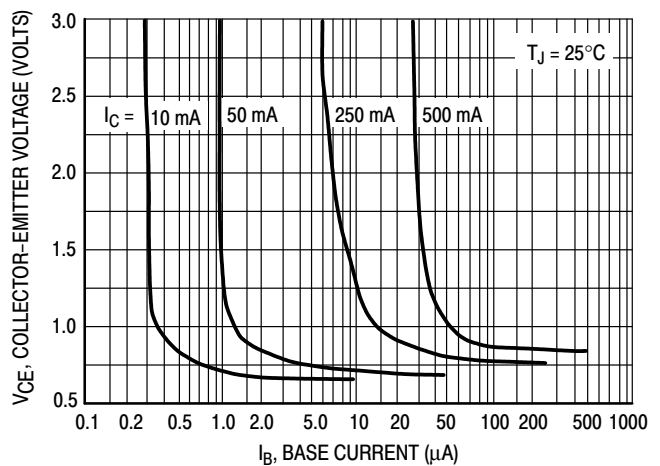


Figure 9. Collector Saturation Region

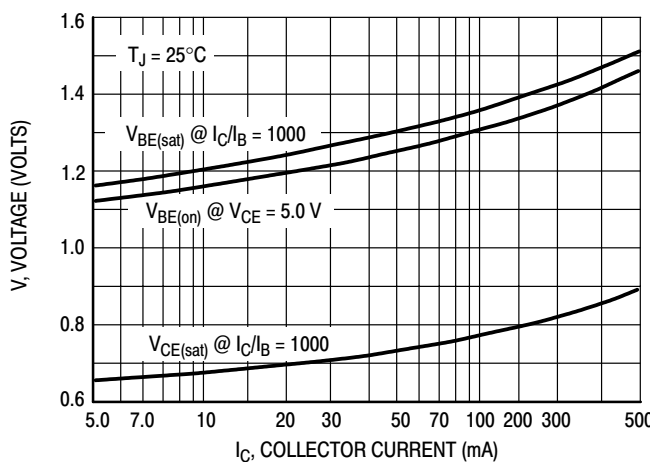


Figure 10. "On" Voltages

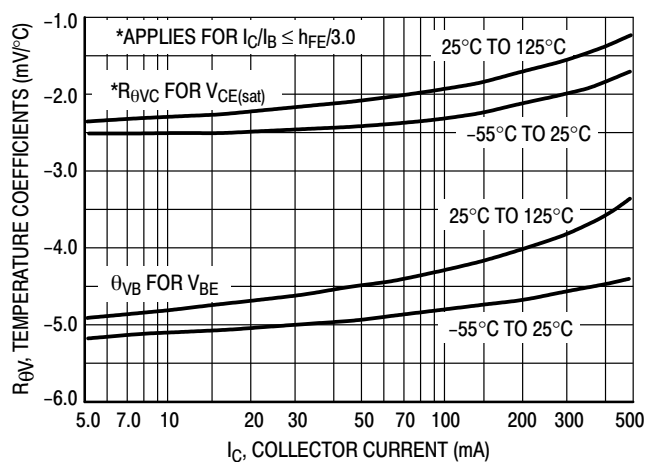


Figure 11. Temperature Coefficients

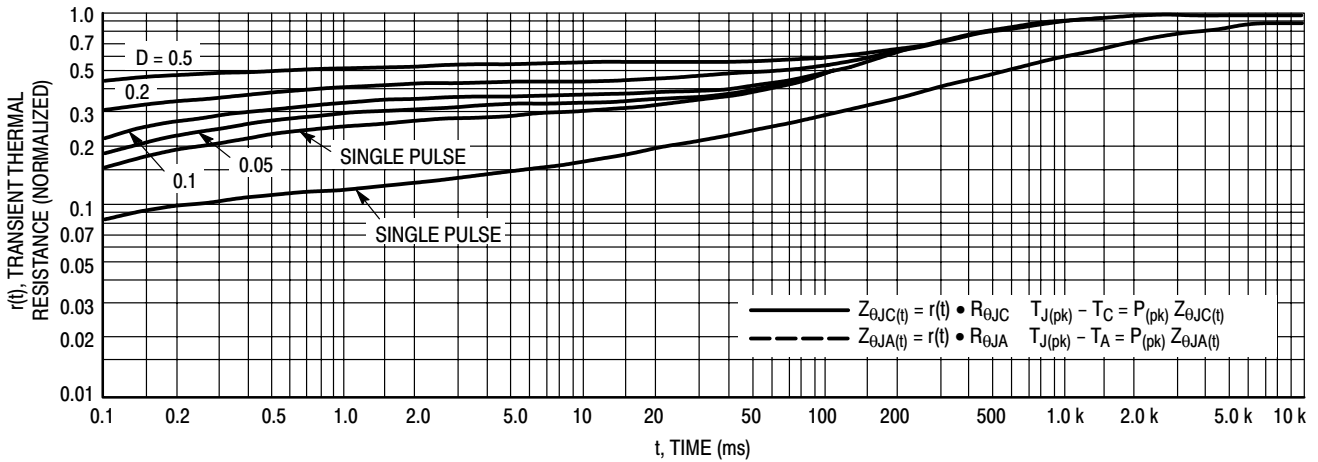


Figure 12. Thermal Response

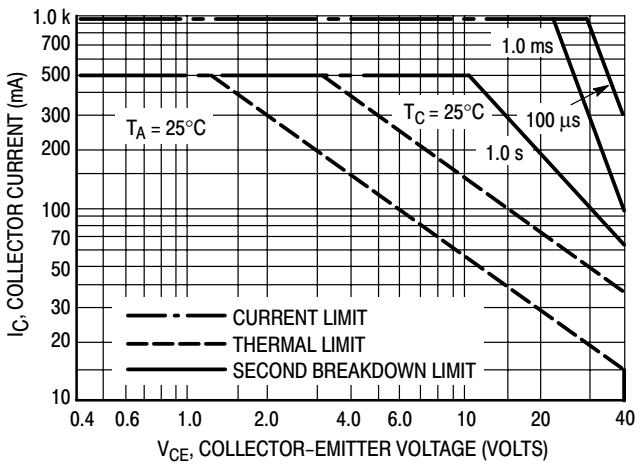
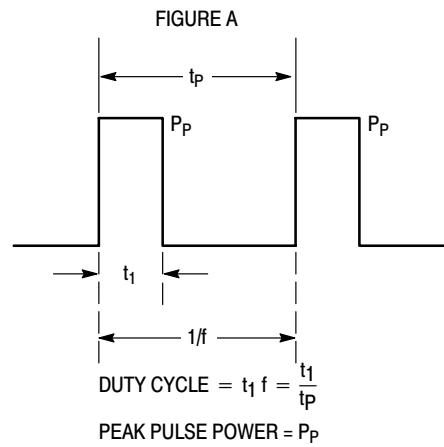


Figure 13. Active Region Safe Operating Area



Design Note: Use of Transient Thermal Resistance Data



Micro Commercial Components

Ordering Information

Device	Packing
(Part Number)-AP	Tape&Reel;2Kpcs/Box
(Part Number)-BP	Bulk;1Kpcs/Bag

IMPORTANT NOTICE

Micro Commercial Components Corp. reserves the right to make changes without further notice to any product herein to make corrections, modifications, enhancements, improvements, or other changes. *Micro Commercial Components Corp.* does not assume any liability arising out of the application or use of any product described herein; neither does it convey any license under its patent rights, nor the rights of others. The user of products in such applications shall assume all risks of such use and will agree to hold *Micro Commercial Components Corp.* and all the companies whose products are represented on our website, harmless against all damages.

LIFE SUPPORT

MCC's products are not authorized for use as critical components in life support devices or systems without the express written approval of Micro Commercial Components Corporation.