

# COMPACT HIGH POWER RELAY

## 1 POLE - 40A (For Automotive Applications)

### FBR53-HW Series

#### ■ FEATURES

- Small 40A relay
- High temperature grade (-40°C to 125°C)
- Contact arrangement Form U (form A)
- Surface mount compatible (reflow capability)
- Inrush current 80A
- Coil wire temperature class: H



#### ■ PARTNUMBER INFORMATION

[Example]     FBR53    N    D12    - Y    - HW  
                   (a)    (b)    (c)    (d)    (e)

(a)	Relay type	FBR53 : FBR53 Series
(b)	Enclosure	N : Plastic sealed
(c)	Coil rated voltage	D12 : 9...12VDC Coil rating table at page 3
(d)	Contact material	Y : Silver-tin oxide
(e)	Contact rating	HW : 40A

Actual marking does not carry the type name: "FBR"

E.g.: Ordering code: FBR53ND12-Y-HW     Actual marking: 53ND12-Y-HW

# FBR53-HW SERIES

## ■ SPECIFICATION

Item	FBR53-HW		
Contact Data	Configuration	Form U	
	Material	Silver-tin oxide (AgSnO <sub>2</sub> )	
	Voltage drop	Max. 100 mV at 1A, at 12V open contact voltage Average 1.2mΩ at 7A, 12VDC	
	Contact rating	40A , 14VDC (resistive load)	
	Max. carrying current	40A	
	Max. inrush current	80A inrush	
	Min. switching load *	6 VDC, 1A	
Life	Mechanical	Min. 10 x 10 <sup>6</sup> operations (without contact load)	
	Electrical	Min. 100 x 10 <sup>3</sup> operations (14VDC, 20A resistive load)	
Coil Data	Rated power	860 mW	
	Operate power	310 mW	
	Operating temperature range	-40 °C to +125 °C (no frost)	
	Coil wire temperature class	H	
Timing Data	Operate (at nominal voltage)	Max. 10 ms	
	Release (at nominal voltage)	Max. 10 ms (no diode)	
Insulation	Resistance (initial)	Min. 100 M Ω	
	Dielectric strength	Open contacts	500 VAC (50/60 Hz) 1min.
		Contacts to coil	500 VAC (50/60 Hz) 1min.
Other	Vibration resistance	Misoperation	10 to 55Hz double amplitude 1.5mm, direction X, Y, Z
		Endurance	10 to 100Hz double amplitude 1.5mm, direction X, Y, Z No damage (mechanical and electrical) after test. Coil energizing: 1 hr each direction, Coil not energized: 1 hr each direction
	Shock	Misoperation	100m/s <sup>2</sup> (11ms), direction X, Y, Z
		Endurance	1,000m/s <sup>2</sup> (11ms), direction X, Y, Z, each 6 shocks No damage (mechanical and electrical) after test. Coil energizing: 3 shocks Coil not energized: 3 shocks, total 36 shocks
	Terminal	Solderability	At 270 ± 10°C for 3 ± 0.5sec.
		Strength	9.8N (1 Kgf) Pull force, longitudinal during 10 sec.
	Weight	Approximately 6 g	
	Sealing	Plastic sealed cat III	

\* Minimum switching loads mentioned above are reference values. Please perform the confirmation test with actual load before production since reference values may vary according to switching frequencies, environmental conditions and expected reliability levels.

# FBR53-HW SERIES

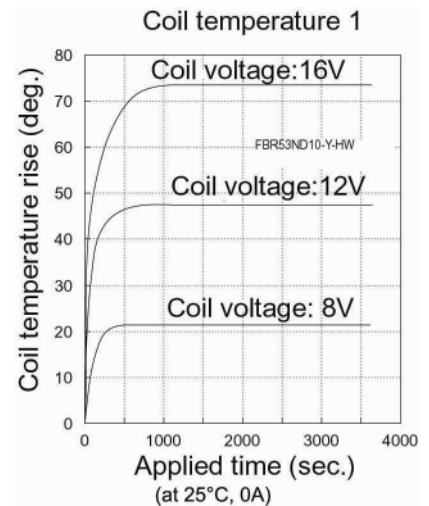
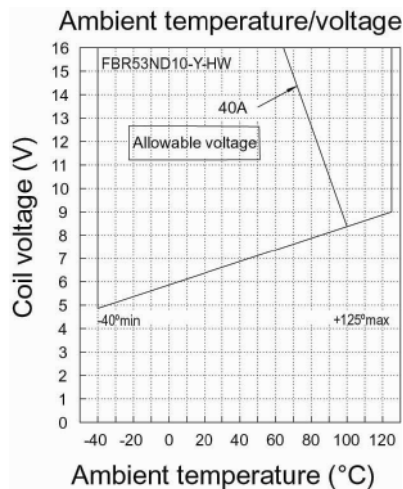
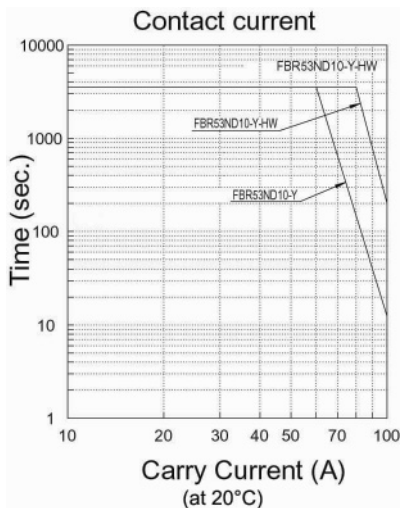
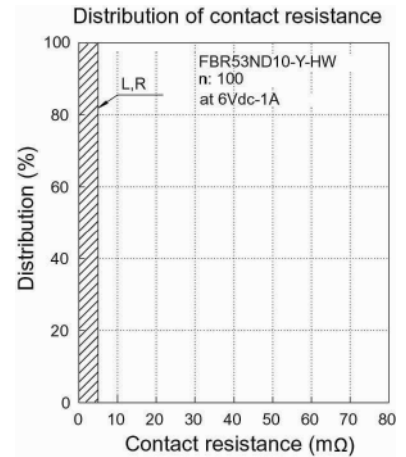
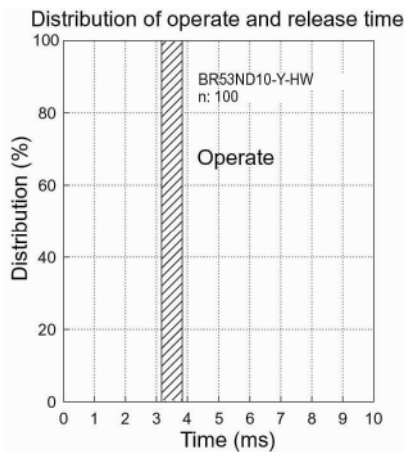
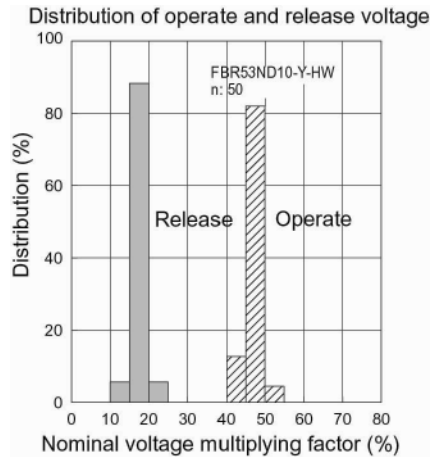
## ■ COIL RATING

Coil Code	Rated Coil Voltage (VDC)	Coil Resistance +/- 10% (Ohm)	Must Operate Voltage (VDC) *	Must Release Voltage (VDC) *
D09	9	94	5.4	0.7
			7.7 (at 125 °C)	1.0 (at 125 °C)
D10	10	177	6.3	0.8
			9 (at 125 °C)	1.2 (at 125 °C)
D12	12	167	7.3	1.0
			10.4 (at 125 °C)	1.5 (at 125 °C)

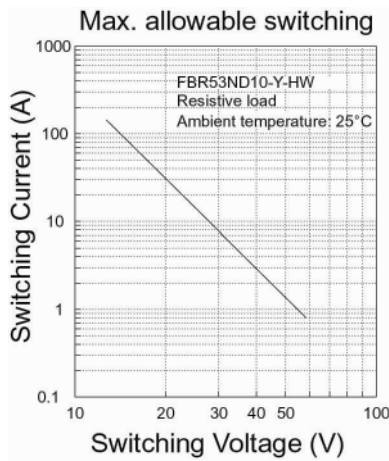
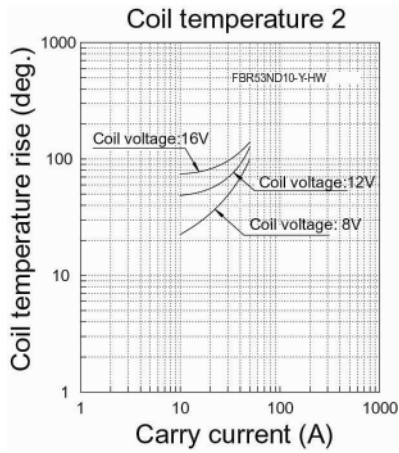
Note: All values in the table are valid for 20°C and zero contact current, unless otherwise indicated.

\* Specified operate values are valid for pulse wave voltage.

## ■ REFERENCE DATA

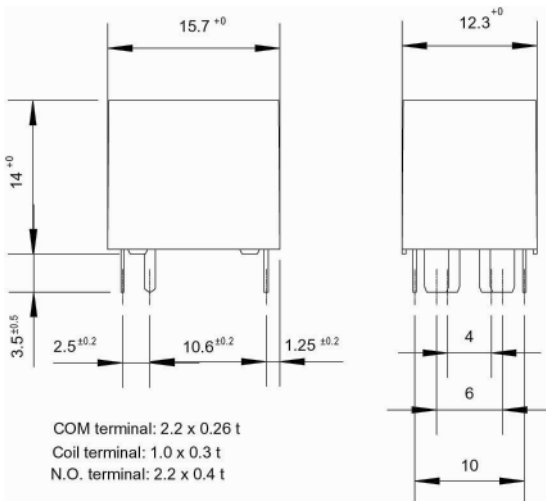


# FBR53-HW SERIES

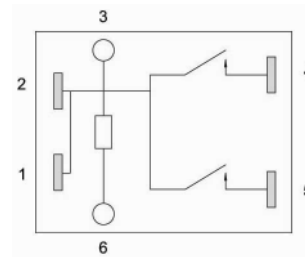


## ■ DIMENSIONS

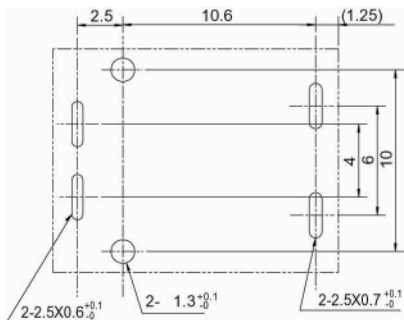
### ● Dimensions



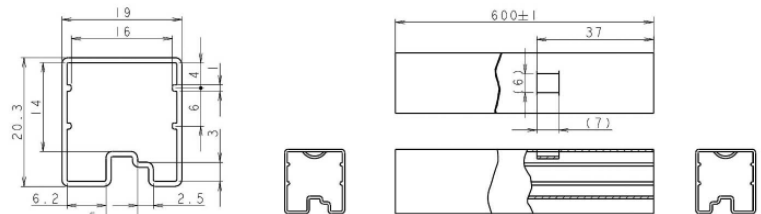
### ● Schematics (BOTTOM VIEW)



### ● Mounting hole layout (BOTTOM VIEW)



### ● Tube dimensions



Unit: mm

## RoHS Compliance and Lead Free Information

### 1. General Information

- All automotive relays produced by Fujitsu Components are compliant with RoHS directive 2002/95/EC including amendments.
- Cadmium as used in electrical contacts is exempted from the RoHS directives on October 21st, 2005. (Amendment to Directive 2002/95/EC)
- All our automotive relays are lead-free.
- Lead free solder plating on relay terminals is Sn-3.0Ag-0.5Cu, unless otherwise specified. This material has been verified to be compatible with PbSn assembly process.

### 2. Recommended Lead Free Solder Profile

- Recommended solder Sn-3.0Ag-0.5Cu.

**Flow Solder condition:**

Pre-heating: maximum 120°C  
Soldering: dip within 5 sec. at  
260°C solder bath

**Solder by Soldering Iron:**

Soldering Iron  
Temperature: maximum 360°C  
Duration: maximum 3 sec.

**We highly recommend that you confirm your actual solder conditions**

### 3. Moisture Sensitivity

- Moisture Sensitivity Level standard is not applicable to through hole mounted electromechanical relays, unless otherwise indicated.

### 4. Tin Whiskers

- Dipped SnAgCu solder is known as presenting a low risk to tin whisker development. No considerable length whisker was found by our in house test.

## Fujitsu Components International Headquarter Offices

### Japan

Fujitsu Component Limited  
Gotanda-Chuo Building  
3-5, Higashigotanda 2-chome, Shinagawa-ku  
Tokyo 141, Japan  
Tel: (81-3) 5449-7010  
Fax: (81-3) 5449-2626  
Email: [promothq@ft.ed.fujitsu.com](mailto:promothq@ft.ed.fujitsu.com)  
Web: [www.fcl.fujitsu.com](http://www.fcl.fujitsu.com)

### North and South America

Fujitsu Components America, Inc.  
250 E. Caribbean Drive  
Sunnyvale, CA 94089 U.S.A.  
Tel: (1-408) 745-4900  
Fax: (1-408) 745-4970  
Email: [components@us.fujitsu.com](mailto:components@us.fujitsu.com)  
Web: <http://us.fujitsu.com/components>

### Europe

Fujitsu Components Europe B.V.  
Diamantlaan 25  
2132 WV Hoofddorp  
Netherlands  
Tel: (31-23) 5560910  
Fax: (31-23) 5560950  
Email: [info@fceu.fujitsu.com](mailto:info@fceu.fujitsu.com)  
Web: [emea.fujitsu.com/components/](http://emea.fujitsu.com/components/)

### Asia Pacific

Fujitsu Components Asia Ltd.  
102E Pasir Panjang Road  
#01-01 Citilink Warehouse Complex  
Singapore 118529  
Tel: (65) 6375-8560  
Fax: (65) 6273-3021  
Email: [fcal@fcal.fujitsu.com](mailto:fcal@fcal.fujitsu.com)  
Web: <http://www.fujitsu.com/sg/services/micro/components/>

©2011 Fujitsu Components Europe B.V. All rights reserved. All trademarks or registered trademarks are the property of their respective owners.

The contents, data and information in this datasheet are provided by Fujitsu Component Ltd. as a service only to its user and only for general information purposes.

The use of the contents, data and information provided in this datasheet is at the users' own risk.

Fujitsu has assembled this datasheet with care and will endeavor to keep the contents, data and information correct, accurate, comprehensive, complete and up to date.

Fujitsu Components Europe B.V. and affiliated companies do however not accept any responsibility or liability on their behalf, nor on behalf of its employees, for any loss or damage, direct, indirect or consequential, with respect to this datasheet, its contents, data, and information and related graphics and the correctness, reliability, accuracy, comprehensiveness, usefulness, availability and completeness thereof.

Nor do Fujitsu Components Europe B.V. and affiliated companies accept on their behalf, nor on behalf of its employees, any responsibility or liability for any representation or warrant of any kind, express or implied, including warranties of any kind for merchantability or fitness for particular use, with respect to these datasheets, its contents, data, information and related graphics and the correctness, reliability, accuracy, comprehensiveness, usefulness, availability and completeness thereof. Rev. January 11, 2011