

# Control and signalling units Ø 22

Harmony style 4  
Pushbuttons and switches, with chromium plated metal bezel  
Complete units, XB4-B

General :  
pages 1/2 to 1/9  
Characteristics :  
pages 1/10 to 1/13  
Dimensions :  
pages 1/54 to 1/61

## References


User assembly of other units using body + head sub-assemblies : see pages 1/20 to 1/24

1

## Pushbuttons, spring return (screw clamp terminal connections)




XB4-BA31



XB4-BA4322



XB4-BP51




XB4-BL42



XB4-BC21

Shape of head	Type of push	Type of contact		Marking	Colour of cap	Reference	Weight
							kg
	Flush	1	-	-	Black	<b>XB4-BA21</b> (ZB4-BZ101 + ZB4-BA2)	0.080
					Green	<b>XB4-BA31</b> (ZB4-BZ101 + ZB4-BA3)	0.080
					Yellow	<b>XB4-BA51</b> (ZB4-BZ101 + ZB4-BA5)	0.080
					Blue	<b>XB4-BA61</b> (ZB4-BZ101 + ZB4-BA6)	0.080
		-	1	-	Red	<b>XB4-BA42</b> (ZB4-BZ102 + ZB4-BA4)	0.080
	Flush	1	-	"I" (white)	Green	<b>XB4-BA3311</b> (ZB4-BZ101 + ZB4-BA331)	0.080
	Flush	-	1	"O" (white)	Red	<b>XB4-BA4322</b> (ZB4-BZ102 + ZB4-BA432)	0.080
	Flush	1	-	↑ (black)	Blanc	<b>XB4-BA3341 (1)</b> (ZB4-BZ101 + ZB4-BA334)	0.080
	Flush	1	-	↑ (white)	Black	<b>XB4-BA3351 (1)</b> (ZB4-BZ101 + ZB4-BA335)	0.080
	Flush with clear silicone boot (colour of push unobscured)	1	-	-	Black	<b>XB4-BP21</b> (ZB4-BZ101 + ZB4-BP2)	0.082
					Green	<b>XB4-BP31</b> (ZB4-BZ101 + ZB4-BP3)	0.082
					Yellow	<b>XB4-BP51</b> (ZB4-BZ101 + ZB4-BP5)	0.082
					Blue	<b>XB4-BP61</b> (ZB4-BZ101 + ZB4-BP6)	0.082
		-	1	-	Red	<b>XB4-BP42</b> (ZB4-BZ102 + ZB4-BP4)	0.082
	Projecting	-	1	-	Red	<b>XB4-BL42</b> (ZB4-BZ102 + ZB4-BL4)	0.081
	Mushroom head Ø 40	1	-	-	Black	<b>XB4-BC21</b> (ZB4-BZ101 + ZB4-BC2)	0.122

## Double-headed pushbuttons, spring return (screw clamp terminal connections)



XB4-BL845

Shape of head	Description	Type of contact		Degree of protection	Reference	Weight
						kg
	1 flush green push (marked "I") 1 projecting red push (marked "O")	1	1	IP 40	<b>XB4-BL845</b> (ZB4-BZ105 + ZB4-BL8434)	0.106
				IP 66	<b>XB4-BL945</b> (ZB4-BZ105 + ZB4-BL9434)	0.111

# Control and signalling units Ø 22


Harmony style 4  
Pushbuttons and switches, with chromium plated metal bezel  
Complete units, XB4-B

General :  
pages 1/2 to 1/9  
Characteristics :  
pages 1/10 to 1/13  
Dimensions :  
pages 1/54 to 1/61

References (continued)

User assembly of other units using body + head sub-assemblies : see pages 1/25 to 1/27

## Emergency stop and mushroom head pushbuttons, Ø 40 (red) (screw clamp terminal connections)



XB4-BT845




XB4-BS9445



XB4-BS542



XB4-BD33



XB4-BJ33



XB4-BG33

Shape of head	Type of push	Type of contact		Reference	Weight
		N/O	N/C		
	<b>Trigger action Push-pull</b>	1	1	<b>XB4-BT845</b> (ZB4-BZ105 + ZB4-BT84)	0.136
	<b>Trigger action Turn to release</b>	1	1	<b>XB4-BS8445</b> (ZB4-BZ105 + ZB4-BS844)	0.130
	<b>Trigger action Key release (n° 455)</b>	1	1	<b>XB4-BS9445</b> (ZB4-BZ105 + ZB4-BS944)	0.170
	<b>Push-pull</b>	-	1	<b>XB4-BT42</b> (ZB4-BZ102 + ZB4-BT4)	0.125
	<b>Turn to release</b>	-	1	<b>XB4-BS542</b> (ZB4-BZ102 + ZB4-BS54)	0.118
	<b>Key release (n° 455)</b>	-	1	<b>XB4-BS142</b> (ZB4-BZ102 + ZB4-BS14)	0.133

## Selector switches and key switches (screw clamp terminal connections)

Shape of head	Type of operator	Type of contact		Number and type of positions (1)	Reference	Weight
		N/O	N/C			
	<b>Standard handle, black</b>	1	-	2 - stay put	<b>XB4-BD21</b> (ZB4-BZ101 + ZB4-BD2)	0.095
		1	1	2 - stay put	<b>XB4-BD25</b> (ZB4-BZ105 + ZB4-BD2)	0.105
		2	-	3 - stay put	<b>XB4-BD33</b> (ZB4-BZ103 + ZB4-BD3)	0.105
				3 - spring return to centre	<b>XB4-BD53</b> (ZB4-BZ103 + ZB4-BD5)	0.105
	<b>Long handle, black</b>	1	-	2 - stay put	<b>XB4-BJ21</b> (ZB4-BZ101 + ZB4-BJ2)	0.096
		2	-	3 - stay put	<b>XB4-BJ33</b> (ZB4-BZ103 + ZB4-BJ3)	0.105
				3 - spring return to centre	<b>XB4-BJ53</b> (ZB4-BZ103 + ZB4-BJ5)	0.105
	<b>Key (n° 455)</b>	1	-	2 - stay put	<b>XB4-BG21</b> (ZB4-BZ101 + ZB4-BG2)	0.117
					<b>XB4-BG41</b> (ZB4-BZ101 + ZB4-BG4)	0.117
		2	-	2 - spring return to left	<b>XB4-BG61</b> (ZB4-BZ101 + ZB4-BG6)	0.117
				3 - stay put	<b>XB4-BG03</b> (ZB4-BZ103 + ZB4-BG0)	0.127
					<b>XB4-BG33</b> (ZB4-BZ103 + ZB4-BG3)	0.127

(1) The symbol indicates key withdrawal position(s).

# Control and signalling units Ø 22



Harmony style 4  
Pilot lights, with chromium plated metal bezel  
Complete units, XB4-B

General :  
pages 1/2 to 1/9  
Characteristics :  
pages 1/10 to 1/13  
Dimensions :  
pages 1/54 to 1/61

References (continued)

User assembly of other units using body + head sub-assemblies : see pages 1/28 and 1/29

## Pilot lights with integral LED (screw clamp terminal connections)

Shape of head	Supply voltage V	Colour	Reference	Weight kg
 XB4-BVB5  	~ 24	White	<b>XB4-BVB1</b> (ZB4-BVB1 + ZB4-BV013)	0.080
		Green	<b>XB4-BVB3</b> (ZB4-BVB3 + ZB4-BV033)	0.080
		Red	<b>XB4-BVB4</b> (ZB4-BVB4 + ZB4-BV043)	0.080
		Yellow	<b>XB4-BVB5</b> (ZB4-BVB5 + ZB4-BV053)	0.080
		Blue	<b>XB4-BVB6</b> (ZB4-BVB6 + ZB4-BV063)	0.080
		~ 110...120	White	<b>XB4-BVG1</b> (ZB4-BVG1 + ZB4-BV013)
	Green	<b>XB4-BVG3</b> (ZB4-BVG3 + ZB4-BV033)	0.080	
	Red	<b>XB4-BVG4</b> (ZB4-BVG4 + ZB4-BV043)	0.080	
	Yellow	<b>XB4-BVG5</b> (ZB4-BVG5 + ZB4-BV053)	0.080	
	Blue	<b>XB4-BVG6</b> (ZB4-BVG6 + ZB4-BV063)	0.080	
	~ 230...240	White	<b>XB4-BVM1</b> (ZB4-BVM1 + ZB4-BV013)	0.080
	Green	<b>XB4-BVM3</b> (ZB4-BVM3 + ZB4-BV033)	0.080	
	Red	<b>XB4-BVM4</b> (ZB4-BVM4 + ZB4-BV043)	0.080	
	Yellow	<b>XB4-BVM5</b> (ZB4-BVM5 + ZB4-BV053)	0.080	
	Blue	<b>XB4-BVM6</b> (ZB4-BVM6 + ZB4-BV063)	0.080	

1

# Control and signalling units Ø 22

General :  
pages 1/2 to 1/9  
Characteristics :  
pages 1/10 to 1/13  
Dimensions :  
pages 1/54 to 1/61

Harmony style 4  
Pilot lights, with chromium plated metal bezel  
Complete units, XB4-B

## References (continued)

User assembly of other units using body + head sub-assemblies : see pages 1/28 and 1/29


### Pilot lights for BA 9s bulb (screw clamp terminal connections)

Shape of head	Supply voltage V	Colour	Reference	Weight kg
---------------	---------------------	--------	-----------	--------------


#### Direct supply, for BA 9s U ≤ 250 V, 2.4 W bulb (bulb not included, see page 1/50)



XB4-BV64

	≤ 250	White	<b>XB4-BV61</b> (ZB4-BV6 + ZB4-BV01)	0.075
		Green	<b>XB4-BV63</b> (ZB4-BV6 + ZB4-BV03)	0.075
		Red	<b>XB4-BV64</b> (ZB4-BV6 + ZB4-BV04)	0.075
		Yellow	<b>XB4-BV65</b> (ZB4-BV6 + ZB4-BV05)	0.075

#### Via integral transformer with 1.2 VA, 6 V secondary. BA 9s incandescent bulb included



XB4-BV33

	~ 110...120 50/60 Hz	White	<b>XB4-BV31</b> (ZB4-BV3 + ZB4-BV01)	0.152
		Green	<b>XB4-BV33</b> (ZB4-BV3 + ZB4-BV03)	0.152
		Red	<b>XB4-BV34</b> (ZB4-BV3 + ZB4-BV04)	0.152
		Yellow	<b>XB4-BV35</b> (ZB4-BV3 + ZB4-BV05)	0.152
	~ 230...240 50/60 Hz	White	<b>XB4-BV41</b> (ZB4-BV4 + ZB4-BV01)	0.152
		Green	<b>XB4-BV43</b> (ZB4-BV4 + ZB4-BV03)	0.152
		Red	<b>XB4-BV44</b> (ZB4-BV4 + ZB4-BV04)	0.152
		Yellow	<b>XB4-BV45</b> (ZB4-BV4 + ZB4-BV05)	0.152

# Control and signalling units Ø 22

## Harmony style 4



Illuminated pushbuttons and switches, with chromium plated metal bezel  
Complete units, XB4-B

General :  
pages 1/2 to 1/9  
Characteristics :  
pages 1/10 to 1/13  
Dimensions :  
pages 1/54 to 1/61


### References (continued)

User assembly of other units using body + head sub-assemblies : see pages 1/30 to 1/35


### Illuminated pushbuttons, spring return, flush push

Shape of head	Description	Type of contact		Supply voltage	Colour of push	Reference	Weight
							
		N/O	N/C	V			kg


#### Screw clamp terminal connections



XB4-BW33B5



XB4-BW34G5

Integral LED	Description	Type of contact		Supply voltage	Colour of push	Reference	Weight
		1	1				
	Integral LED	1	1	≈ 24	White	<b>XB4-BW31B5</b> (ZB4-BW0B15 + ZB4-BW313)	0.097
					Green	<b>XB4-BW33B5</b> (ZB4-BW0B35 + ZB4-BW333)	0.097
					Red	<b>XB4-BW34B5</b> (ZB4-BW0B45 + ZB4-BW343)	0.097
					Yellow	<b>XB4-BW35B5</b> (ZB4-BW0B55 + ZB4-BW353)	0.097
					Blue	<b>XB4-BW36B5</b> (ZB4-BW0B65 + ZB4-BW363)	0.097
					~ 110...120	White	<b>XB4-BW31G5</b> (ZB4-BW0G15 + ZB4-BW313)
				Green	<b>XB4-BW33G5</b> (ZB4-BW0G35 + ZB4-BW333)	0.097	
				Red	<b>XB4-BW34G5</b> (ZB4-BW0G45 + ZB4-BW343)	0.097	
				Yellow	<b>XB4-BW35G5</b> (ZB4-BW0G55 + ZB4-BW353)	0.097	
				Blue	<b>XB4-BW36G5</b> (ZB4-BW0G65 + ZB4-BW363)	0.097	
				~ 230...240	White	<b>XB4-BW31M5</b> (ZB4-BW0M15 + ZB4-BW313)	0.097
				Green	<b>XB4-BW33M5</b> (ZB4-BW0M35 + ZB4-BW333)	0.097	
Red	<b>XB4-BW34M5</b> (ZB4-BW0M45 + ZB4-BW343)	0.097					
Yellow	<b>XB4-BW35M5</b> (ZB4-BW0M55 + ZB4-BW353)	0.097					
Blue	<b>XB4-BW36M5</b> (ZB4-BW0M65 + ZB4-BW363)	0.097					
Direct supply for BA 9s bulb 2.4 W max. Not included	Direct supply for BA 9s bulb 2.4 W max. Not included	1	1	≤ 250	White	<b>XB4-BW3165</b> (ZB4-BW065 + ZB4-BW31)	0.097
					Green	<b>XB4-BW3365</b> (ZB4-BW065 + ZB4-BW33)	0.097
					Red	<b>XB4-BW3465</b> (ZB4-BW065 + ZB4-BW34)	0.097
					Yellow	<b>XB4-BW3565</b> (ZB4-BW065 + ZB4-BW35)	0.097

# Control and signalling units Ø 22

## Harmony style 4


Illuminated pushbuttons and switches, with chromium plated metal bezel  
Complete units, XB4-B

General :  
pages 1/2 to 1/9  
Characteristics :  
pages 1/10 to 1/13  
Dimensions :  
pages 1/54 to 1/61

### References (continued)

User assembly of other units body + head sub-assemblies : see pages 1/30 to 1/34, 1/36 and 1/37


### Illuminated pushbuttons, spring return, flush push (continued)



XB4-BW3545

Shape of head	Description	Type of contacts		Supply voltage	Colour of push	Reference	Weight
		N/O	N/C	V			kg
	<b>Via integral transformer</b> 1.2 VA, 6 V secondary. BA 9s incandescent bulb <b>included</b>	1	1	~ 110...120 50/60 Hz	White	<b>XB4-BW3135</b> (ZB4-BW035 + ZB4-BW31)	0.169
					Green	<b>XB4-BW3335</b> (ZB4-BW035 + ZB4-BW33)	0.169
					Red	<b>XB4-BW3435</b> (ZB4-BW035 + ZB4-BW34)	0.169
					Yellow	<b>XB4-BW3535</b> (ZB4-BW035 + ZB4-BW35)	0.169
					White	<b>XB4-BW3145</b> (ZB4-BW045 + ZB4-BW31)	0.170
					Green	<b>XB4-BW3345</b> (ZB4-BW045 + ZB4-BW33)	0.170
					Red	<b>XB4-BW3445</b> (ZB4-BW045 + ZB4-BW34)	0.170
					Yellow	<b>XB4-BW3545</b> (ZB4-BW045 + ZB4-BW35)	0.170

### Double-headed pushbuttons, spring return, with integral LED pilot light



XB4-BW84B5

Shape of head	Description	Type of contacts		Supply voltage	Degree of protection	Reference	Weight
		N/O	N/C	V			kg
	<b>1 flush green push</b> (marked "I") <b>1 yellow pilot light</b> <b>1 projecting red push</b> (marked "O") 	1	1	~ 24	IP 40	<b>XB4-BW84B5</b> (ZB4-BW0B55 + ZB4-BW843743)	0.116
				~ 110...120	IP 40	<b>XB4-BW84G5</b> (ZB4-BW0G55 + ZB4-BW843743)	0.116
				~ 230...240	IP 40	<b>XB4-BW84M5</b> (ZB4-BW0M55 + ZB4-BW843743)	0.116

### Illuminated selector switches with integral LED (2 position stay put)



XB4-BK124B5

Shape of head	Type of operator	Type of contacts		Supply voltage	Colour of handle	Reference	Weight
		N/O	N/C	V			kg
	<b>Standard handle</b> 	1	1	~ 24	Green	<b>XB4-BK123B5</b> (ZB4-BW0B35 + ZB4-BK1233)	0.111
					Red	<b>XB4-BK124B5</b> (ZB4-BW0B45 + ZB4-BK1243)	0.111
					Yellow	<b>XB4-BK125B5</b> (ZB4-BW0B55 + ZB4-BK1253)	0.111
					Green	<b>XB4-BK123G5</b> (ZB4-BW0G35 + ZB4-BK1233)	0.111
					Red	<b>XB4-BK124G5</b> (ZB4-BW0G45 + ZB4-BK1243)	0.111
					Yellow	<b>XB4-BK125G5</b> (ZB4-BW0G55 + ZB4-BK1253)	0.111
					Green	<b>XB4-BK123M5</b> (ZB4-BW0M35 + ZB4-BK1233)	0.111
					Red	<b>XB4-BK124M5</b> (ZB4-BW0M45 + ZB4-BK1243)	0.111
					Yellow	<b>XB4-BK125M5</b> (ZB4-BW0M55 + ZB4-BK1253)	0.111