

**Microsemi Corp.**  
The diode experts



**MT5100-MT5103  
MT5139, MT5140,  
MT2060, MT2060A  
MT2061, MT2061A**

SANTA ANA, CA

For more information call:  
(714) 979-8220

## FEATURES

- Exhibits leakage currents approaching the theoretical bulk characteristics of silicon.
- Oxide and glass junctions passivated for long-term stable device performance.
- Voidless hermetically sealed glass package.
- Exceeds MIL-S-19500 requirements.

## MAXIMUM RATINGS

Storage Temperature: -65°C to +260°C.  
Operating Temperature: -65°C to 260°C.

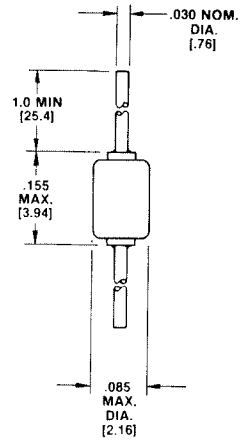
## ELECTRICAL CHARACTERISTICS

TYPE NUMBER	MIN BV @ 100µA @ 25°C VOLTS	Vr VOLTS	MAX. Ir @ Vr @ 25°C PICO AMPS	MAX. Ir @ Vr @ 150°C NANO AMPS	MAX. Ir @ Vr @ 200°C MICRO AMPS	I @ 1.2V MA	MAX. Cap. @ 0V PF	MAX. Cap. @ 10V PF	Pkg.
MT 5100	75	20	10	50	1	100	6	3	B
MT 5101	75	20	20	100	2	100	6	3	B
MT 5102	75	20	10	50	1	80	6	3	B
MT 5103	75	20	20	100	2	80	6	3	B
MT 5139	60	50	50	75	1	100	6	3	B
MT 5140	110	100	125	125	2	100	6	3	B
MT2060	600	500	2000	6000	40	400	10	5	B
MT2060A	600	500	2000	6000	40	400	16	8	A
MT2061	600	500	1000	3000	20	400	10	5	B
MT2061A	600	500	1000	3000	20	400	16	8	A

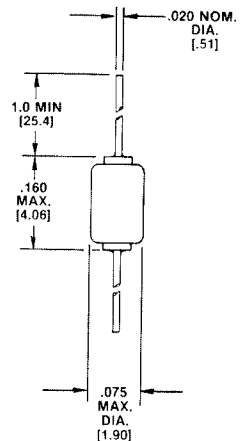
## MECHANICAL CHARACTERISTICS

Case: Hermetically sealed glass case.  
Lead Material: Tinned copper. (A package) (Copper Clad Steel – B package)  
Marking: Body painted, alpha numeric.  
Polarity: Cathode band.

## PICO AMP LOW LEAKAGE DIODES

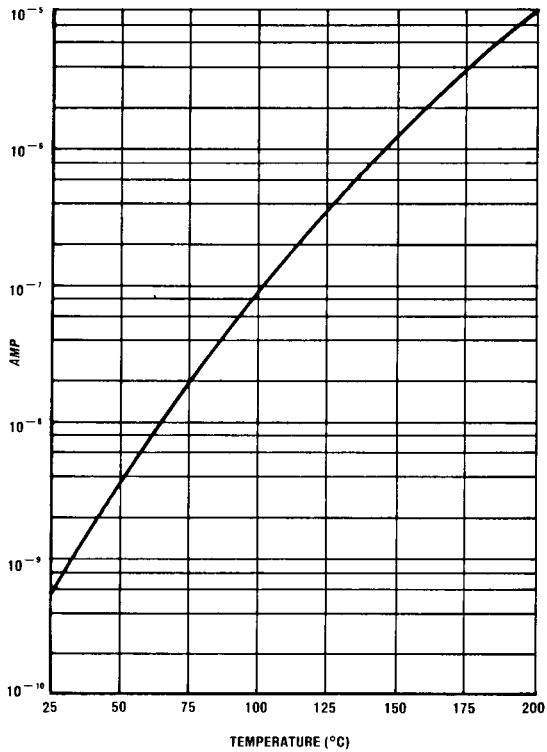


PACKAGE "A"

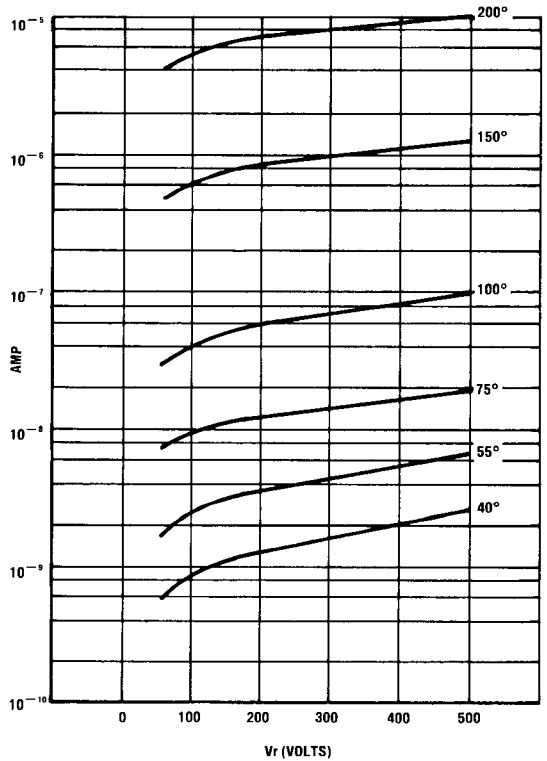


PACKAGE "B"

**MT5100 - MT5103  
 MT5139, MT5140,  
 MT2060, MT2060A  
 MT2061, MT2061A**



**FIGURE 2**  
**MAXIMUM Ir LIMIT @ 500V CURVE**  
 (MT 2060, MT 2060A, MT 2061, MT 2061A)



**FIGURE 3**  
**MAXIMUM Ir CURVES**  
 (as applicable to maximum Va)