



# CHENMKO ENTERPRISE CO.,LTD

## SURFACE MOUNT

SCHOTTKY BARRIER RECTIFIER

VOLTAGE 45 Volts CURRENT 100 mAmpere

CH145TPT

Lead free devices

### APPLICATION

- \* Ultra high speed switching

### FEATURE

- \* Small surface mounting type. (SC-75/SOT-416)
- \* Suitable for high packing density.
- \* Maximum total power dissipation is 120mW.

### CONSTRUCTION

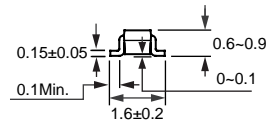
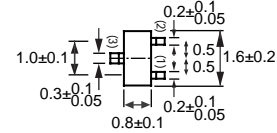
- \* Silicon epitaxial planar

### MARKING

- \* TN



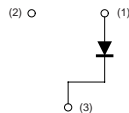
SC-75/SOT-416



Dimensions in millimeters

SC-75/SOT-416

### CIRCUIT



### MAXIMUM RATINGS ( At TA = 25°C unless otherwise noted )

RATINGS	SYMBOL	CH145TPT	UNITS
Maximum Non-Repetitive Peak Reverse Voltage	VRM	45	Volts
Maximum RMS Voltage	VRMS	32	Volts
Maximum Repetitive Peak Reverse and DC Blocking Voltage	VRRM, VDC	45	Volts
Forward Continuous Current	IFM	100	mAmps
Non-Repetitive Peak Forward Surge Current at 8.3mSec	IFSM	1.0	Amps
Typical Junction Capacitance between Terminal (Note 1)	CJ	6.0	pF
Total Power Dissipation	Pd	225	mW
Thermal Resistance Junction to Ambient (Note 2)	RθJA	833	°C/W
Maximum Operating and Storage Temperature Range	TJ, TSTG	-65 to +125	°C

### ELECTRICAL CHARACTERISTICS ( At TA = 25°C unless otherwise noted )

CHARACTERISTICS	SYMBOL	CH145TPT	UNITS
Maximum Instantaneous Forward Voltage at 50mA	VF	600	mVolts
Maximum Average Reverse Current at 10V	IR	1.0	uAmps

- NOTES : 1. Measured at 1.0 MHz and applied reverse voltage of 0 volts.  
 2. Device mounted on FR-4 by 1 inch X 0.85 inch X 0.062 inch  
 3. ESD sensitive product handling required.

2004-06

## RATING CHARACTERISTIC CURVES ( CH145TPT)

FIG. 1 - FORWARD CURRENT DERATING CURVE

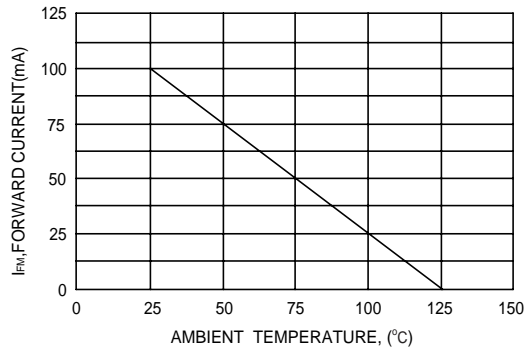


FIG. 2 - FORWARD CHARACTERISTICS

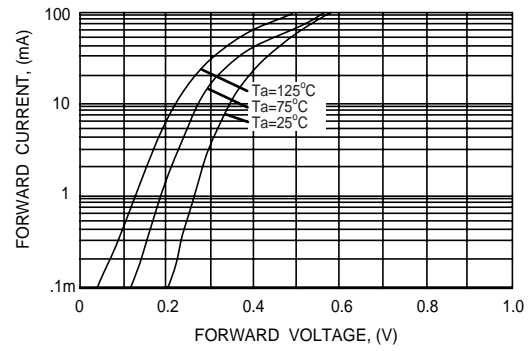


FIG. 3 - REVERSE CHARACTERISTICS

