



### Features

- Shielded construction
- Unit height of 3.7 mm
- Inductance range: 0.1  $\mu\text{H}$  to 6.8  $\mu\text{H}$
- Current up to 43 A
- Lead free
- RoHS compliant\*

### Applications

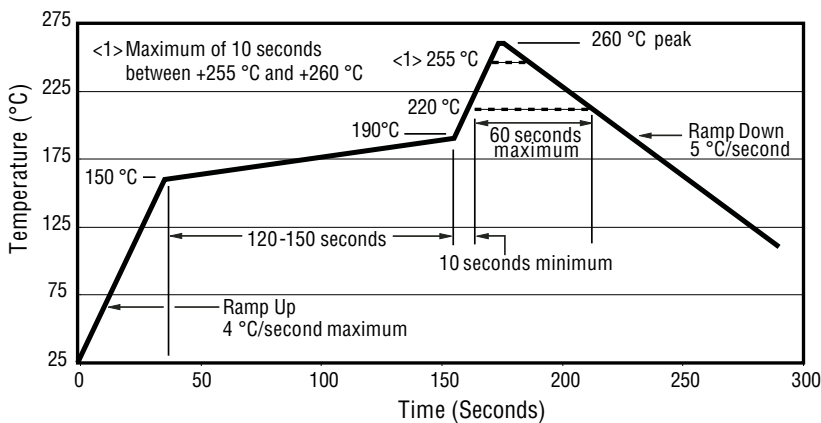
- Input/output of DC/DC converters
- Power supplies for:
  - Portable communications equipment
  - Camcorders
  - LCD TVs
  - Car audio systems

## SRP1235 Series - Shielded Power Inductors

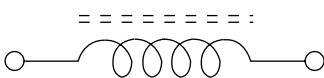
### Electrical Specifications

Bourns Part No.	Inductance L ( $\mu\text{H}$ )	I rms (A)	I sat (A)	DCR (m $\Omega$ ) max.
SRP1235-R10M	0.10	43.0	56	0.96
SRP1235-R15M	0.15	41.0	50	1.2
SRP1235-R22M	0.22	38.5	50	1.3
SRP1235-R33M	0.33	36.5	50	1.5
SRP1235-R47M	0.47	32.0	44	2.0
SRP1235-R60M	0.60	29.0	42	2.5
SRP1235-R68M	0.68	28.0	40	2.5
SRP1235-R82M	0.82	25.0	38	3.0
SRP1235-1R0M	1.00	24.0	36	3.5
SRP1235-1R5M	1.50	19.0	28	5.5
SRP1235-1R8M	1.80	16.5	24	7
SRP1235-2R2M	2.20	16.0	20	8
SRP1235-3R3M	3.30	12.0	18	12
SRP1235-4R7M	4.70	10.0	16	15
SRP1235-5R6M	5.60	10.0	14	18
SRP1235-6R8M	6.80	9.0	13	22

### Soldering Profile



### Electrical Schematic



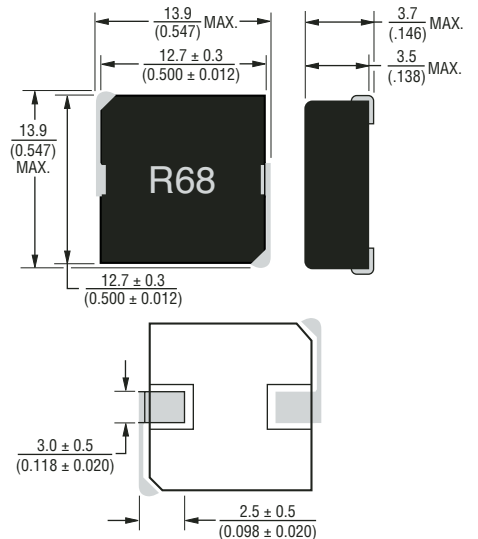
### General Specifications

Test Voltage .....0.25 V  
 Test Frequency ..... 100 KHz  
 Reflow Soldering .....230 °C; 50 sec max.  
 Operating Temperature ...-55 °C to +150 °C  
 (Temperature rise included)  
 Storage Temperature...-55 °C to +150 °C  
 Resistance to Soldering Heat  
 .....+260 °C for 10 sec.

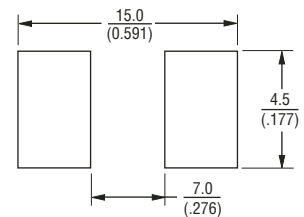
### Materials

Core .....Ferrite  
 Wire .....Enameled copper  
 Terminal .....Cu/Sn  
 Rated Current .....Ind. drops 20 % at I sat  
 Temperature Rise .....40 °C at rated I rms  
 Packaging .....600 pcs. per 13-inch reel

### Product Dimensions



### Recommended Layout



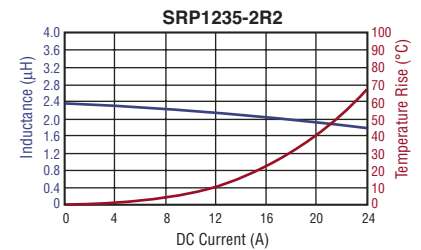
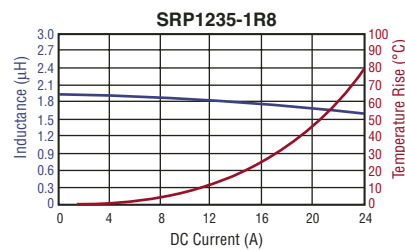
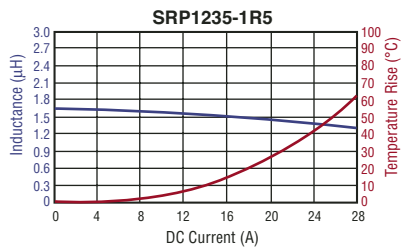
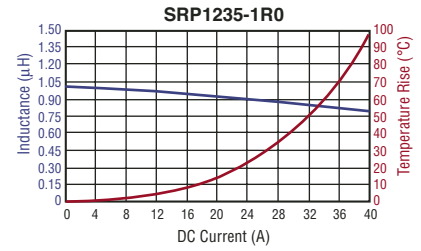
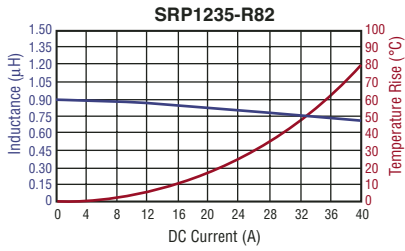
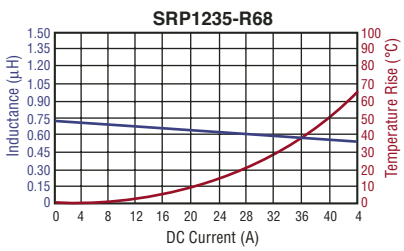
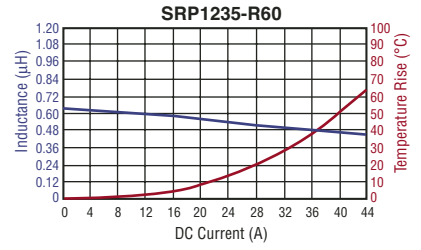
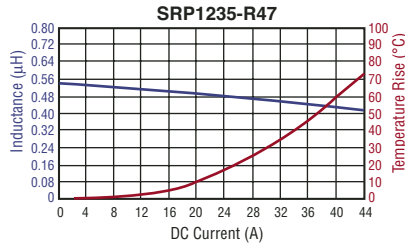
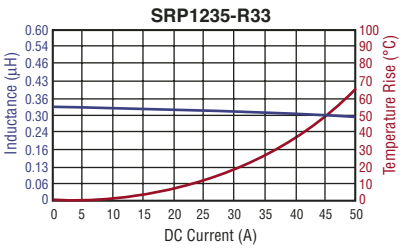
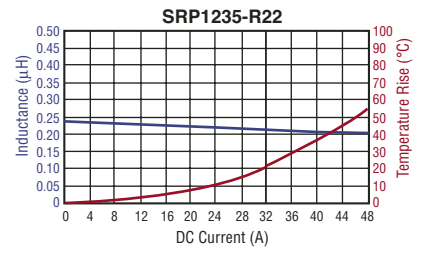
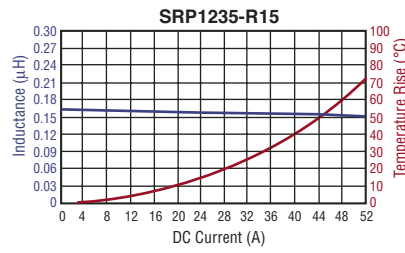
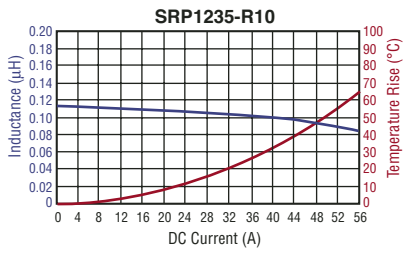
DIMENSIONS:  $\frac{\text{MM}}{\text{(INCHES)}}$

\*RoHS Directive 2002/95/EC Jan 27 2003 including Annex  
 Specifications are subject to change without notice.  
 Customers should verify actual device performance in their specific applications.

# SRP1235 Series - Shielded Power Inductors

**BOURNS®**

## L vs. I Charts

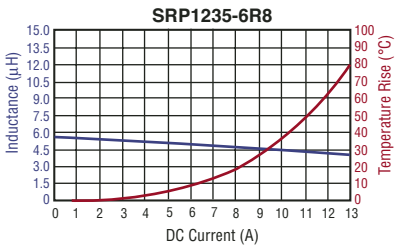
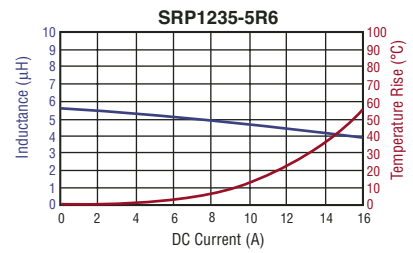
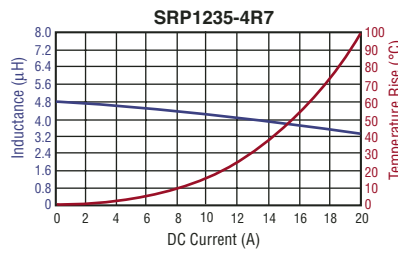
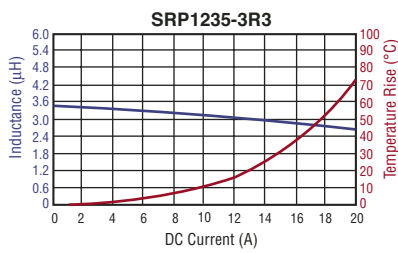


Specifications are subject to change without notice. Customers should verify actual device performance in their specific applications.

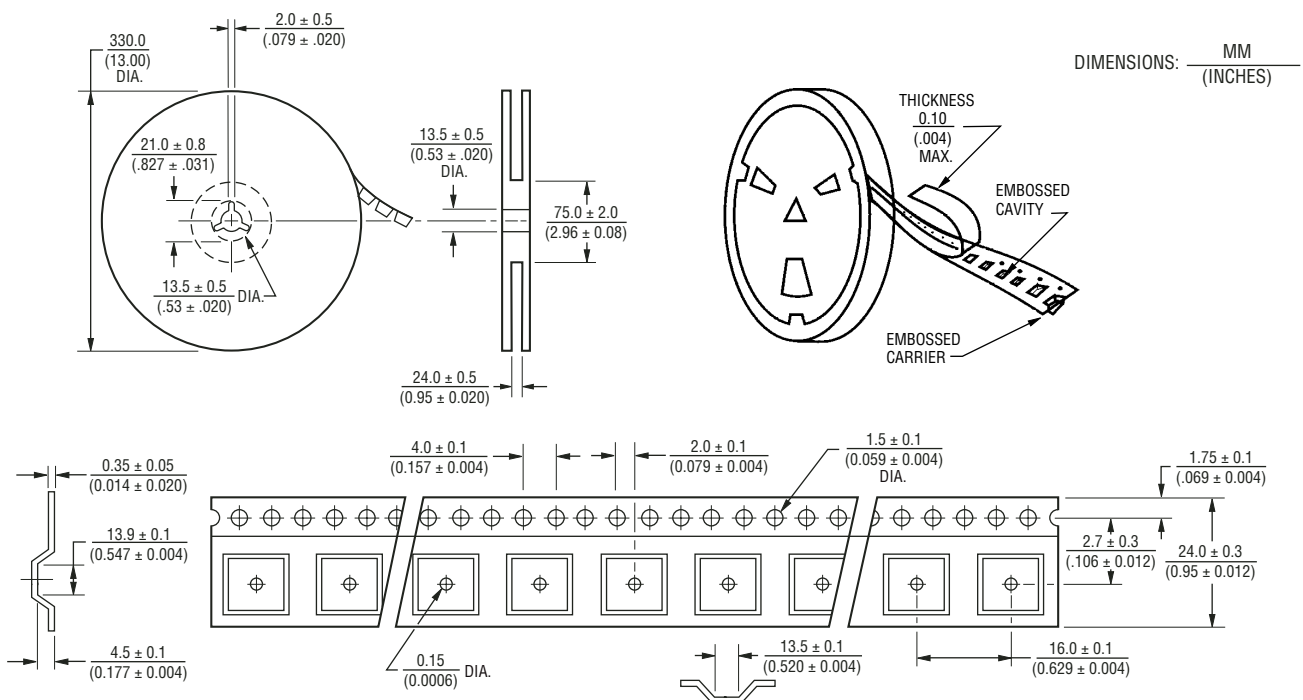
# SRP1235 Series - Shielded Power Inductors

**BOURNS®**

## L vs. I Charts



## Packaging Specifications



REV. 10/06

Specifications are subject to change without notice.  
Customers should verify actual device performance in their specific applications.