




NEW!

Flyback Transformer

For Texas Instruments UCC28600
Flyback Green Mode Controller



- Triple-output flyback transformer
- Designed to operate at 50 kHz with universal ac input
- 3000 Vrms isolation from primary and bias to secondaries

Core material Ferrite

Terminations RoHS compliant tin-silver over tin over copper over steel. Other terminations available at additional cost.

Weight 9.7 g

Ambient temperature -40°C to +85°C

Storage temperature Component: -40°C to +85°C.
Packaging: -40°C to +80°C

Moisture Sensitivity Level (MSL) 1 (unlimited floor life at <30°C / 85% relative humidity)

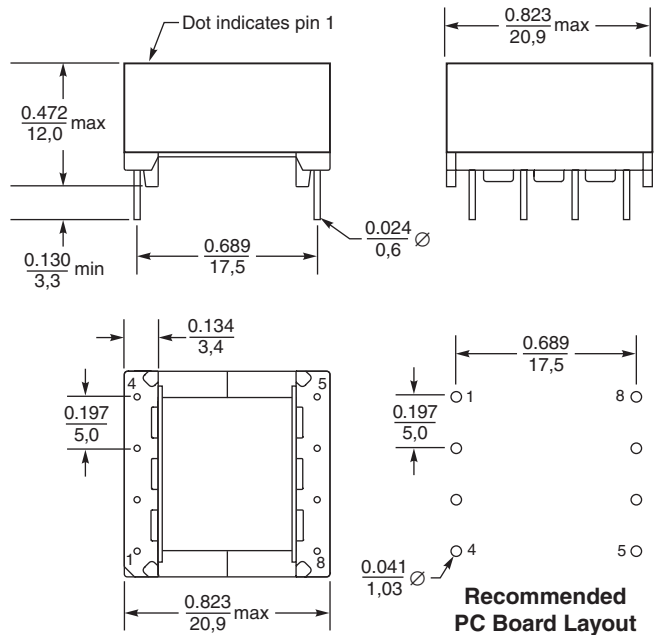
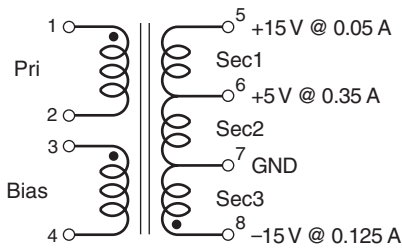
Failures in Time (FIT) / Mean Time Between Failures (MTBF)
38 per billion hours / 26,315,789 hours, calculated per Telcordia SR-332

Packaging 100 per tray

PCB washing Only pure water or alcohol recommended

Part number	L at 0 A ¹ ±10% (mH)	L at Ipk ² min (mH)	DCR max (Ohms)	Leakage L ³ max (µH)	Turns ratios	Ipk ² (A)	Outputs
HA4018-AL	2.2	1.7	1.55 (pri) 0.350 (bias) 0.061 (sec 1) 0.305 (sec 2) 0.450 (sec 3)	28.5	6.4 : 1 (pri : bias) 8.2 : 1 (pri : sec 1) 15 : 1 (pri : sec 2) 5.3 : 1 (pri : sec 3)	0.3	+15 V, 0.05 A (sec 1) +5 V, 0.35 A (sec 2) -15V, 0.125 A (sec 3) +12 V, 20 mA (bias)

1. Inductance is for the primary, measured at 50 kHz, 0.1 Vrms, 0 Adc.
2. Ipk is peak primary current drawn at minimum input voltage.
3. Leakage inductance is for the primary winding, measured at 50 kHz, 0.1 Vrms, 0 A with all secondary pins shorted.
4. Electrical specifications at 25°C.



Dimensions are in $\frac{\text{inches}}{\text{mm}}$



Specifications subject to change without notice.
Please check our website for latest information.

Document 724 Revised 09/29/09

1102 Silver Lake Road Cary, Illinois 60013 Phone 847/639-6400 Fax 847/639-1469

E-mail info@coilcraft.com Web http://www.coilcraft.com