



PLASTIC FILM DIELECTRIC HIGH VOLTAGE FILTER

Type OT capacitors are designed for long life at high voltage in the medium temperature range. Type OT capacitors are the smallest and most economical capacitors available for high voltage DC filtering.

CORONA CAP is provided for the protection of the capacitor, permitting safe operation in close quarters. The corona cap is aluminum. Additional caps are available at a nominal charge.

MOUNTING must be mounted vertically, corona cap at top.

IMPREGNANT is a highly purified mineral oil with an ageing inhibitor.

CASE is hermetically sealed and designed for operation under oil. Many of the lower voltage units may be operated in air. Many capacitance values at stated voltages are available in two physical sizes, providing the design engineer flexibility in placement of parts and circuit wiring.

TERMINALS and mounting stud are axial 3/8-16x1" long.

CAPACITANCE TOLERANCE normally supplied is $\pm 10\%$.

TEST VOLTAGE. 150% rated voltage under oil for one minute at room temperature (vertically mounted).

TEMPERATURE RANGE. Type OT capacitors will give long life in the temperature range of -40°C to 65°C with the rated voltage applied.

TEMPERATURE COEFFICIENT: Capacitance change over the temperature range is indicated by the limiting curves in the graph "T vs. C".

LIFE. Type OT capacitors are designed for continuous operation at 65°C for 10,000 hours.

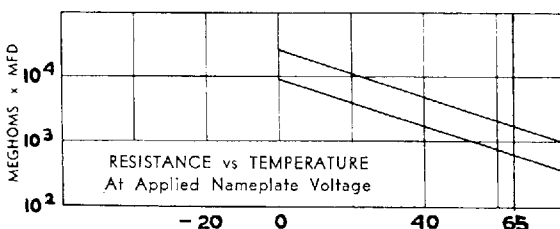
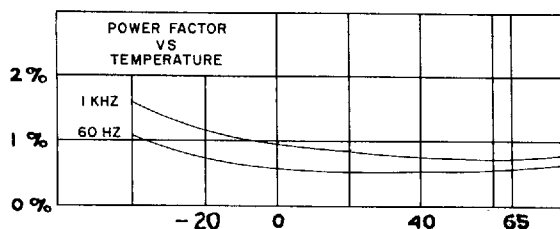
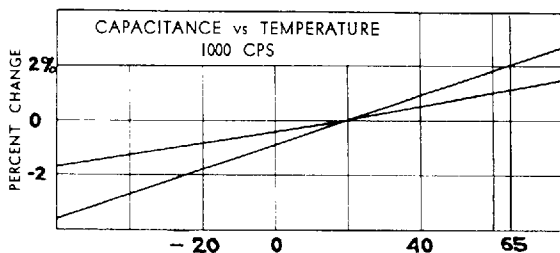
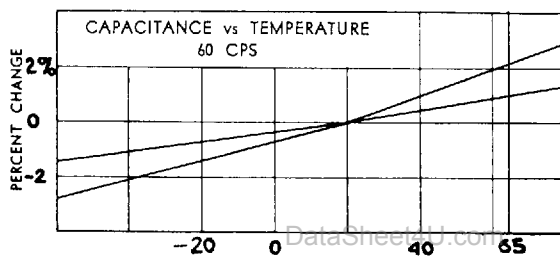
POWER FACTOR is variable and is a function of temperature and frequency. Refer to graph, "Power Factor vs. Temperature".

RIPPLE: The peak ripple voltage plus the DC voltage should not exceed the nameplate voltage. Acceptable peak to peak ripple voltage in percent of nameplate voltage follows:

Frequency Hz	Peak to Peak Ripple Voltage %
60	25
120	20
400	5
1000	3

DIELECTRIC RESISTANCE is given in the "R vs. T" graph. Measurement can be made with nameplate voltage. Capacitance values under 1 mfd. need not exceed two times the graph value per mfd. at any temperature.

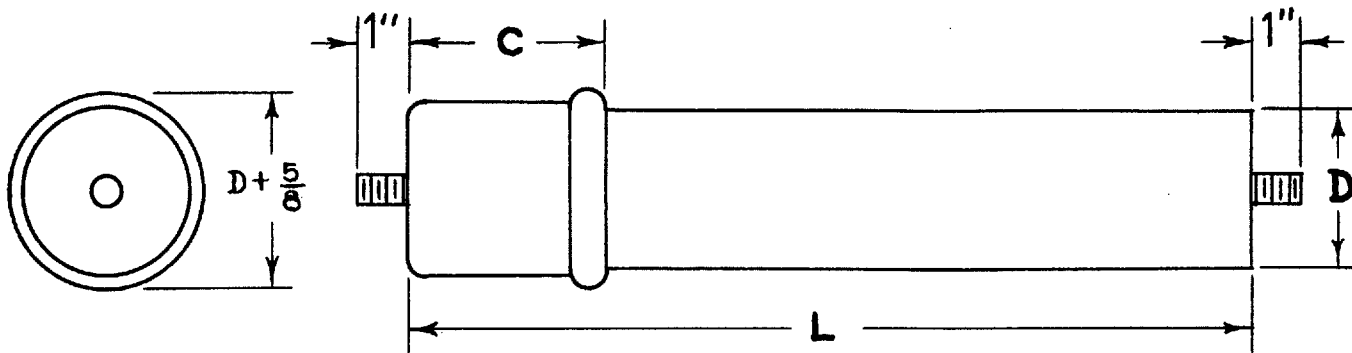
HOW TO ORDER. Check listing for capacitance and voltage. Note that more than one container size is often available. Standard capacitance tolerance is $\pm 10\%$.



TYPE OT

PLASTIC FILM DIELECTRIC HIGH VOLTAGE FILTER

C = 2" FOR 2 3/4 OR 3 3/4 DIAMETER
 1 3/4" FOR 2 1/8 OR 1 1/2



PART NUMBER	CAP MFD.	KILO-VOLTS	D		L
			-0	+1/8	±1/8
OT100-104X	.1	10	2 1/8		4 1/2
OT100-254X	.25	10	2 3/4		5
OT100-504X	.5	10	3 3/4		6
OT200-203X	.02	20	1 1/2		7
OT200-503X	.05	20	2 1/8		7
OT200-104X	.1	20	2 3/4		7 1/2
OT200-254X	.25	20	2 3/4		13
OT200-254Y	.25	20	3 3/4		9
OT200-504X	.5	20	3 3/4		12
OT300-103X	.01	30	1 1/2		8
OT300-203X	.02	30	2 1/8		8
OT300-203Y	.02	30	1 1/2		11
OT300-503X	.05	30	2 3/4		9
OT300-104X	0.1	30	2 3/4		13
OT300-104Y	0.1	30	3 3/4		9 1/2
OT300-254X	.25	30	3 3/4		15
OT400-502X	.005	40	1 1/2		9
OT400-103X	.01	40	1 1/2		11 1/2
OT400-203X	.02	40	1 1/2		17
OT400-203Y	.02	40	2 1/8		11
OT400-503X	.05	40	2 1/8		16
OT400-503Y	.05	40	2 3/4		13
OT400-104X	0.1	40	3 3/4		13
OT500-202X	.002	50	1 1/2		8
OT500-502X	.005	50	1 1/2		11 1/2
OT500-103X	.01	50	1 1/2		16
OT500-103Y	.01	50	2 1/8		11
OT500-203X	.02	50	2 3/4		11 1/2
OT500-503X	.05	50	2 3/4		17
OT500-503Y	.05	50	3 3/4		11 1/2
OT500-104X	0.1	50	3 3/4		18

PART NUMBER	CAP MFD.	KILO-VOLTS	D		L
			-0	+1/8	±1/8
OT600-202X	.002	60	1 1/2		10
OT600-502X	.005	60	1 1/2		14
OT600-502Y	.005	60	2 1/8		11
OT600-103X	.01	60	2 1/8		14
OT600-103Y	.01	60	2 3/4		11
OT600-203X	.02	60	2 3/4		14
OT600-203Y	.02	60	3 3/4		10
OT600-503X	.05	60	3 3/4		16
OT600-104X	0.1	60	3 3/4		25
OT800-102X	.001	80	1 1/2		13
OT800-202X	.002	80	1 1/2		15
OT800-502X	.005	80	1 1/2		21
OT800-502Y	.005	80	2 1/8		15
OT800-103X	.01	80	2 1/8		20
OT800-103Y	.01	80	2 3/4		15
OT800-203X	.02	80	2 3/4		20
OT800-203Y	.02	80	3 3/4		15
OT800-503X	.05	80	3 3/4		27 1/2
OT1000-501X	.0005	100	1 1/2		15
OT1000-102X	.001	100	1 1/2		15
OT1000-202X	.002	100	1 1/2		20
OT1000-202Y	.002	100	2 1/8		15
OT1000-502X	.005	100	2 1/8		20
OT1000-502Y	.005	100	2 3/4		15
OT1000-103X	.01	100	2 3/4		20 1/2
OT1000-103Y	.01	100	3 3/4		15
OT1000-203X	.02	100	3 3/4		18
OT1000-303X	.03	100	3 3/4		25
OT1200-501X	.0005	120	1 1/2		18
OT1200-102X	.001	120	1 1/2		18
OT1200-202X	.002	120	1 1/2		24
OT1200-202Y	.002	120	2 1/8		18
OT1200-502X	.005	120	2 3/4		21
OT1200-103X	.01	120	2 3/4		25
OT1200-103Y	.01	120	3 3/4		20
OT1200-203X	.02	120	3 3/4		25