
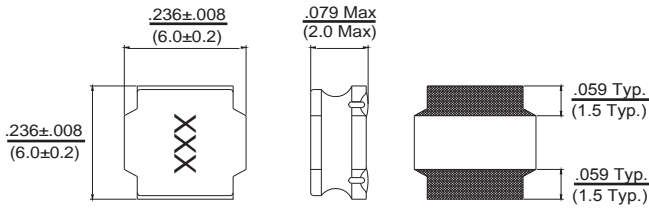




SMD SHIELDED POWER CHIP INDUCTOR

PCSV60

Dimensions: Inches
(mm)



Allied Part Number	Inductance (μh)	Tolerance (%)	Test Freq. KHz, 1V	RDC m(Ω) ± 30%	Isat (A) Max. Typ.	Irms (A) Typ.
PCSV60-2R2M-RC	2.2	20	100	34	4.2	3.2
PCSV60-3R3M-RC	3.3	20	100	40	3.2	2.7

Features

- Magnetically Shielded Construction
- Low Profile

Electrical

Inductance Range: 2.2μh - 3.3μh other values available

Tolerance: 20%

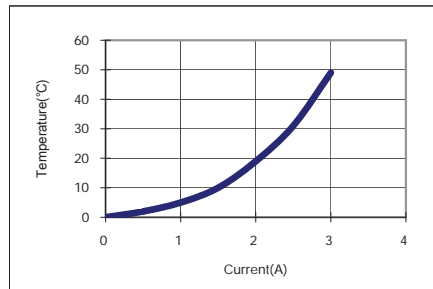
Operating Temp: -25°C ~ +105°C

Isat: Based on Inductance drop less than 30%

Irms: Based on a temp rise of 40°C typical

Temp vs Current Graph for 3.3μh

IDC(A)	ΔT(°C)	surface temp(°C)	time(minute)
0.0	0	25	30
0.5	2	27	30
1.0	5	30	30
1.5	10	35	30
2.0	19	44	30
2.5	31	56	30
3.0	49	74	30



Resistance to Soldering Heat

Pre-Heat 150°C, 1 Min.

Solder Composition: Sn/Ag3.0/Cu0.5

Solder Temp: 260°C +/- 5°C

Immersion time: 10 sec. +/- 1 sec.

Test Equipment

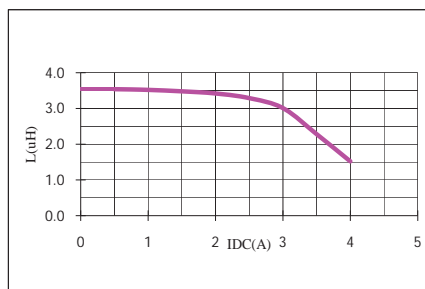
(L): HP4284A

(RDC): Chroma MilliOhm Meter 16502

Current: HP4284A + HP42841A

Inductance vs Current Graph for 3.3μh

IDC(A)	L(μH)
0.0	3.55
0.5	3.54
1.0	3.52
1.5	3.48
2.0	3.42
2.5	3.29
3.0	3.01
3.5	2.28
4.0	1.52

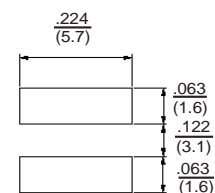


Physical

Packaging: Tape and reel

Marking: EIA Inductance Code.

Land Pattern



All specifications subject to change without notice.