

Wirewound Resistors - KNP TYPE

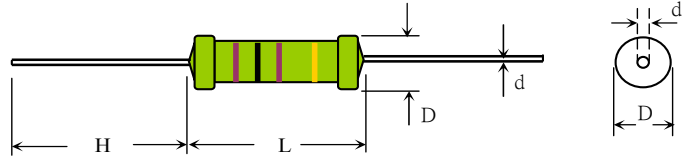
FEATURES

- Small size and low cost
- Super heat dissipation, instant overload capability
- Flameproof coating
- Standard Tolerance: $\pm 5\%$ (available 1% - 5%)
- Standard Value: E24 series as range below
- Color band marking
- Body Color: Green
- Available in non-inductive style (As NKNP type)
- Miniature size available (As KNP-S type)

MATERIAL

- Core: High purity ceramic Al₂O₃
- Element: Alloy Resistance Wire
- Termination: Standard solder-plated cooper lead
- Coating: Green silicone

DIMENSION



GENERAL SPECIFICATION

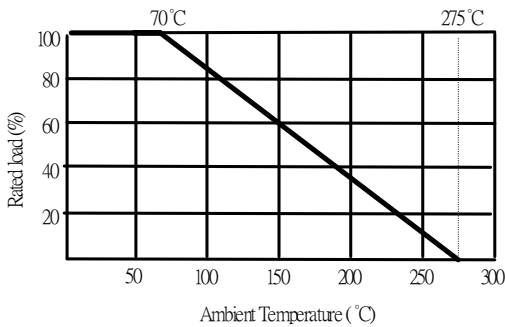
TYPE	DIMENSION (mm)				POWER RATING	MAXIMUM WORKING VOLT	RESISTANCE RANGE	
	L	D	H	d ± 0.02			STANDARD	MAXIMUM
KNP050	9.0 \pm 1.0	3.2 \pm 1.0	28 \pm 3.0	0.60	1/2W	$E = \sqrt{PxR}$	0.1 Ω ~80 Ω	300 Ω
KNP100S	9.0 \pm 1.0	3.2 \pm 1.0	28 \pm 3.0	0.60	1W		0.1 Ω ~80 Ω	300 Ω
KNP100	11.0 \pm 1.0	4.0 \pm 1.0	35 \pm 3.0	0.80	1W		0.1 Ω ~100 Ω	1.5K Ω
KNP200S	11.0 \pm 1.0	4.0 \pm 1.0	35 \pm 3.0	0.80	2W		0.1 Ω ~100 Ω	1.5K Ω
KNP200	15.0 \pm 1.0	5.0 \pm 1.0	35 \pm 3.0	0.80	2W		0.1 Ω ~100 Ω	2.0K Ω
KNP300S	15.0 \pm 1.0	5.0 \pm 1.0	35 \pm 3.0	0.80	3W		0.1 Ω ~100 Ω	2.0K Ω
KNP300	17.0 \pm 1.0	6.0 \pm 1.0	38 \pm 3.0	0.80	3W		0.1 Ω ~150 Ω	3.0K Ω
KNP400	17.0 \pm 1.0	6.0 \pm 1.0	38 \pm 3.0	0.80	4W		0.1 Ω ~150 Ω	3.0K Ω
KNP500S	17.0 \pm 1.0	6.0 \pm 1.0	38 \pm 3.0	0.80	5W		0.1 Ω ~150 Ω	3.0K Ω
KNP500	25.0 \pm 1.0	8.0 \pm 1.0	38 \pm 3.0	0.80	5W		0.1 Ω ~150 Ω	4.0K Ω

* Maximum overload voltage equals to $\sqrt{PxRx10}$

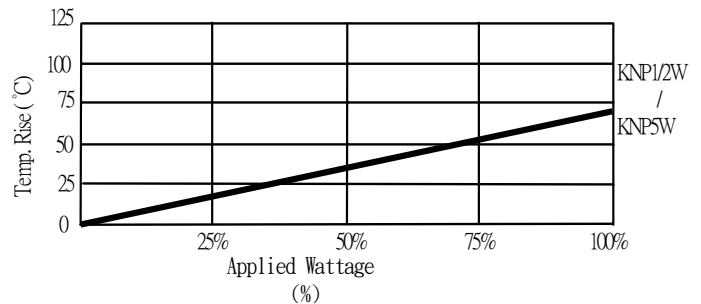
* Resistance values out of standard range is available on request

www.DataSheet4U.com

DERATING CURVE



TEMPERATURE RISE



CHARACTERISTIC

Temperature Coefficient	± 300 ppm
Insulation Resistance	10,000M Ω Min.
Load Life (1000 hours)	$< \pm 5\% + 0.05\Omega$
Shorttime Overload	$< \pm 2\% + 0.05\Omega$
Temperature Cycling	$< \pm 1\% + 0.05\Omega$
Moisture Resistance	$< \pm 5\% + 0.05\Omega$
Shock & Vibration	$< \pm 1\% + 0.05\Omega$
Effect of Soldering	$< \pm 2\% + 0.05\Omega$
Working temperature range	-55 ~ +155°C

HOW TO ORDER :

KNP100	J	TB	10R
↓	↓	↓	↓
Type/Power	Tol.	Package	Resistance
KNP050	F= $\pm 1\%$	B=Bulk	10R = 10 Ω
KNP100	G= $\pm 2\%$	TB=Tape/box	1K2 = 1.2K Ω
KNP200	J= $\pm 5\%$	TR=Tape/reel	1M = 1M Ω
KNP300		Lead forming	
KNP400		M	
KNP500		F	

HITANO ENTERPRISE CORP.

7F-7, NO. 3, Wu Chuan 1st Rd., Wu Ku Industrial Park, Taipei Hsien, Taiwan Email: info@hitano.com.tw

Tel:(886)-2-2299 1331 Fax:(886)-2-2298 2466