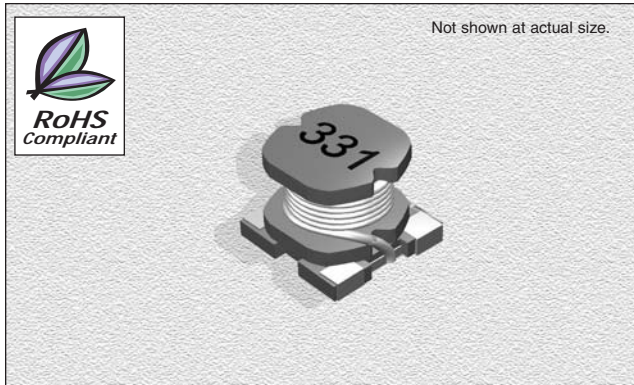


# CTCR73F Series

## From 10 $\mu$ H to 330 $\mu$ H

### SPECIFICATIONS

Parts are only available in  $\pm 20\%$  inductance tolerance.



Part Number	Inductance ( $\mu$ H)	L Test Freq. (.Hz)	DCR Max. ( $\Omega$ )	Rated DC (A)
CTCR73F-100M	10	2.52M	0.08	1.44
CTCR73F-120M	12	2.52M	0.09	1.39
CTCR73F-150M	15	2.52M	0.1	1.24
CTCR73F-180M	18	2.52M	0.11	1.12
CTCR73F-220M	22	2.52M	0.13	1.07
CTCR73F-270M	27	2.52M	0.15	0.94
CTCR73F-330M	33	2.52M	0.17	0.85
CTCR73F-390M	39	2.52M	0.22	0.74
CTCR73F-470M	47	2.52M	0.25	0.68
CTCR73F-560M	56	2.52M	0.28	0.64
CTCR73F-680M	68	2.52M	0.33	0.59
CTCR73F-820M	82	2.52M	0.41	0.54
CTCR73F-101M	100	1.0k	0.48	0.51
CTCR73F-121M	120	1.0k	0.54	0.49
CTCR73F-151M	150	1.0k	0.75	0.40
CTCR73F-181M	180	1.0k	1.02	0.36
CTCR73F-221M	220	1.0k	1.2	0.31
CTCR73F-271M	270	1.0k	1.31	0.29
CTCR73F-331M	330	1.0k	1.5	0.28

### PHYSICAL DIMENSIONS

Size	A Max.	B Max.	C Max.	D	E	F	G
mm	7.3	8.1	4.5	4.7	4.3	7.8	2.4
inches	0.287	0.319	0.177	0.185	0.169	0.307	0.094

### CHARACTERISTICS

**Description:** SMD power inductor

**Applications:** VTR power supplies, OA equipment, LCD televisions, PC notebooks, portable communication equipment, DC/DC converters

**Operating Temperature:**  $-40^{\circ}\text{C}$  to  $+100^{\circ}\text{C}$

**Inductance Tolerance:**  $\pm 20\%$

**Testing:** Inductance is tested on an HP4284A or HP4285A at specified frequency

**Packaging:** Tape & Reel

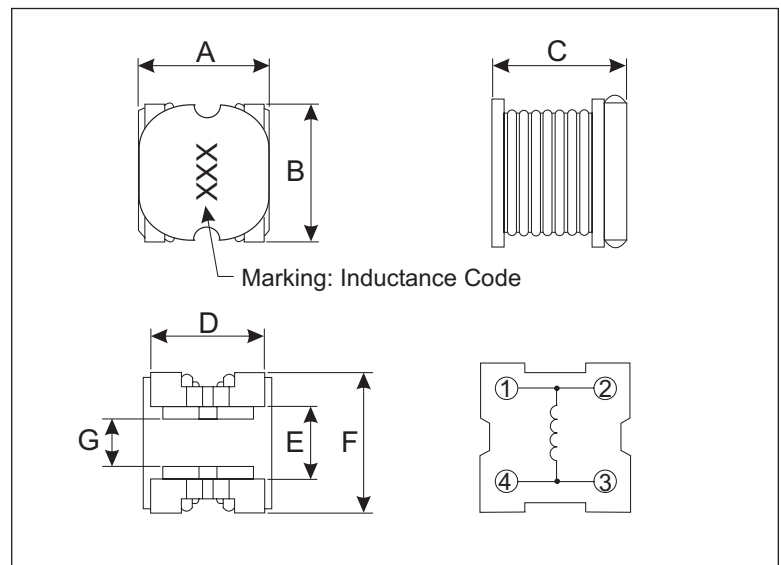
**Marking:** Marked with inductance code

**Rated DC:** This indicates the value of current when the inductance is 10% lower than its initial value at D.C. superimposition or D.C. current when at  $\Delta T=40^{\circ}\text{C}$ , whichever is lower.

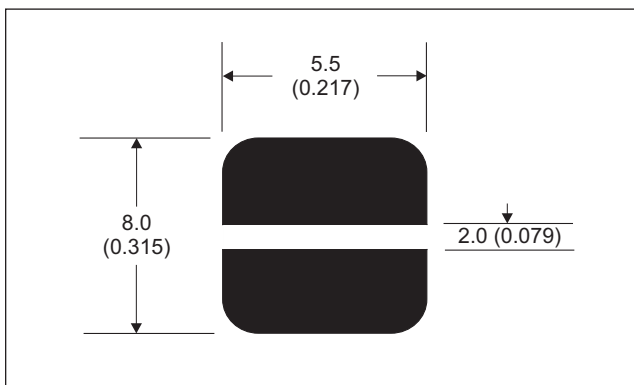
**Miscellaneous:** RoHS Compliant.

**Additional Information:** Additional electrical & physical information available upon request

**Samples available. See website for ordering information.**



### RECOMMENDED LAND PATTERN



06.11.08