


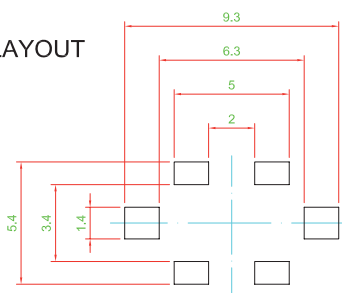
Tactile Switches

SPST SMT Tactile Switches with LED

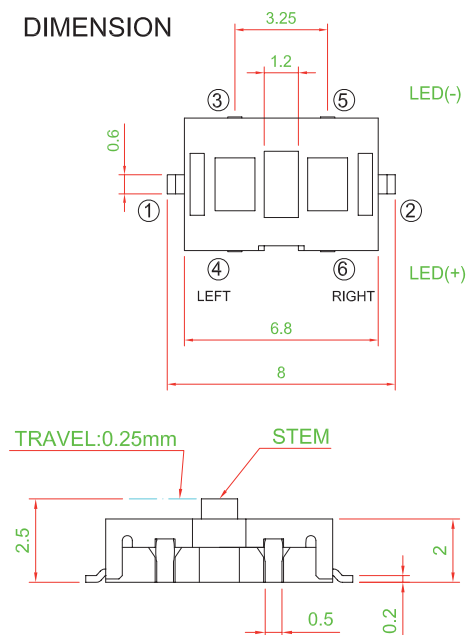
TPJ Series



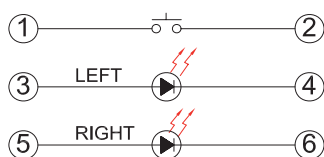
P.C.B. LAYOUT



DIMENSION



CIRCUIT DIAGRAM



How to order:

TPJ

1 LEFT LED BRIGHTNESS:

- U Ultra Bright
- R Regular
- N Without LED

2 LEFT LED COLORS:

- G Blue F Green B White
- E Yellow C Red

3 RIGHT LED BRIGHTNESS:

- U Ultra Bright
- R Regular
- N Without LED

4 RIGHT LED COLOR:

- G Blue F Green B White
- E Yellow C Red

General Specifications:

Feature -

- Compact size
- Two LEDs inside
- Reflow soldering available

Material -

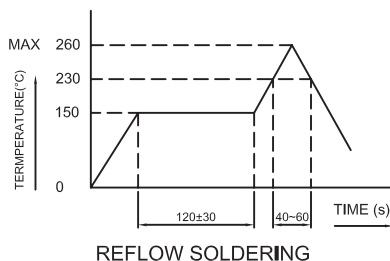
- COVER - PA9T+GF
- ACTUATOR - LCP+GF
- BASE - LCP+GF
- TERMINAL - BRASS SILVER PLATING

Packaging -

- TAPE & REEL - 3000 pcs / reel

Unit Weight -

- TPJ - 0.1 ± 0.01 g / pcs



| SWITCH SPECIFICATIONS | |
|-----------------------------|---|
| POLE - POSITION | Momentary Type , SPST with LED |
| CONTACT RATING | 12 V DC , 50 mA Max ; 1 V DC , 10 μA Min |
| CONTACT RESISTANCE | 500 mΩ max . 1.5 V DC ; 100 mA , by Method of Voltage DROP |
| INSULATION RESISTANCE | 100 MΩ min . 100 V DC for 1 minute |
| DIELECTRIC STRENGTH | Breakdown is not Allowable ; 250 V AC for 1 Minute |
| OPERATING FORCE | 160 +75 / -30 gf |
| OPERATING LIFE | 30,000 cycles |
| OPERATING TEMPERATURE RANGE | -20°C ~ 70°C |
| TOTAL TRAVEL | 0.25 +0.2 / -0.1 mm |

| LED SPECIFICATIONS | | | | | |
|---|------|-------------------|---------|---------|---------|
| | Unit | Value / LED Color | | | |
| | | Blue | Green | Red | Yellow |
| ATTENTION LEDs are Electrostatic Sensitive devices | | | | | |
| FORWARD CURRENT | If | 30 | 30 | 15 | 20 |
| REVERSE VOLTAGE | Vr | 5.0 | 5.0 | 5.0 | 5.0 |
| REVERSE CURRENT | Ir | 10 | 10 | 10 | 10 |
| FORWARD VOLTAGE@20mA | Vf | 3.5-3.8 | 1.7-2.6 | 1.7-2.6 | 1.7-2.6 |
| LUMINOUS INTENSITY@20mA | Iv | 45 | 6 | 4 | 5 |