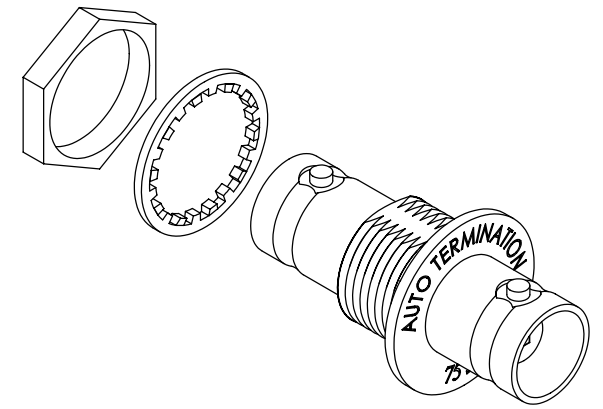
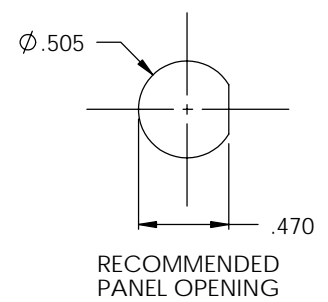
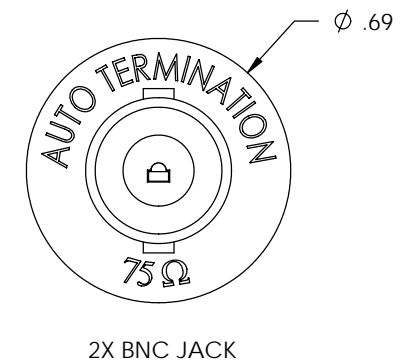
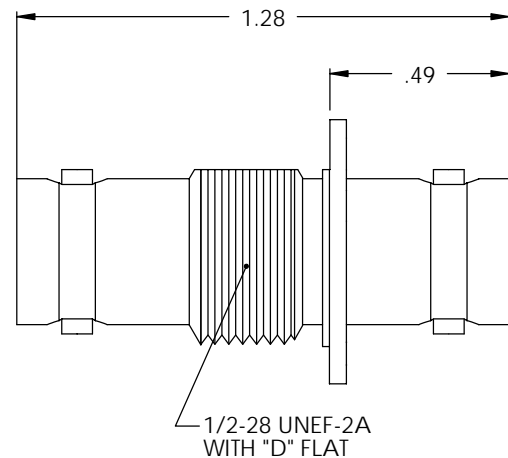
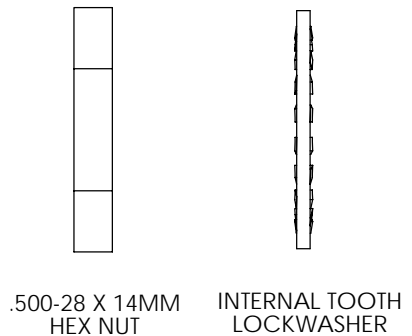


THE INFORMATION CONTAINED IN THIS DRAWING IS THE SOLE PROPERTY OF L-COM, INC. ANY REPRODUCTION IN PART OR WHOLE WITHOUT THE WRITTEN PERMISSION OF L-COM, INC. IS PROHIBITED.

REVISIONS			
REV	DESCRIPTION	DATE	APPROVED
A	RELEASED FOR PRODUCTION	5/31/02	TJC



DESCRIPTION	MATERIAL	PLATING
BODY	ZINC ALLOY DIE CASTING	NICKEL
DIELECTRIC	ACETAL	N/A
CENTER PINS	BRASS	GOLD

NOTES:

- BNC PLUGS MUST BE INSTALLED ON BOTH JACKS TO DISCONNECT 75-OHM 1/4-WATT TERMINATING RESISTOR BETWEEN OUTER SHELL AND CENTER CONDUCTOR. FOR SIGNAL LEVEL ENERGY ONLY.

UNLESS OTHERWISE SPECIFIED,
DIMENSIONS ARE IN INCHES
TOLERANCES ARE:
X ±.1
XX ±.05
XXX ±.005
CABLE LENGTH TOLERANCE
<300' ±5% >300' ±2%

APPROVALS	DATE
DRAWN	
TJC	5/14/02
CHECKED	
DFP	5/25/02
APPROVED BY	
CM	5/28/02

CONFIGURATION DETAILS OF
UNDIMENSIONED FEATURES
MAY VARY

L-com
CONNECTIVITY
PRODUCTS

45 BEECHWOOD DRIVE
NORTH ANDOVER, MA
01845

PRODUCT DESCRIPTION
BNC 75-OHM TERMINATED ADAPTOR

DRAWING TITLE
OUTLINE DRAWING

SIZE	FSCM NO.	DWG. NO.	REV.
A	43321	BA307-75-OD1	A
SCALE 2:1	CAD FILE: BA307-75-OD1.SLDDRW	SHEET 1 OF 1	