



100U/101U

100 SERIES RELAY

5 AND 10 AMP

GENERAL PURPOSE

FEATURES

- Class F Coil Insulation System for 155°C Total Temperature
- Coil Molded in DuPont Rynite® for Environmental Protection
- Unique Armature Stop Maintains Adjustment

CONTACT DATA

CONFIGURATION:

Thru 3PDT

MATERIALS:

5 AMP:

1/8" Diameter Moveable Fine Silver
3/16" Diameter Stationary Fine Silver

10 AMP:

3/16" Diameter Moveable Silver Cadmium Oxide
3/16" Diameter Stationary Fine Silver

Gold Flash is Standard on All Contacts

Gold Diffused Available on Special Order – Min. Qty. Req'd.

CONTACT RATINGS

MOVEABLE CONTACT SIZE	POLE CONFIGURATION	UL RATINGS*
1/8" Diameter	thru 3PDT	1/8 HP or 5 amp at 120VAC 1/4 HP or 5 amp at 277VAC 5 amp at 28VDC
3/16" Diameter	thru 3PDT	10 amp or 1/3 HP at 120VAC** 1/2 HP or 10 amp at 277VAC 10 amp at 28VDC

*UL/CSA On 100U/101U Series Only

**3 Pole Devices Rated at 6-2/3 Amp When Switching Greater Than 150VAC, Unless Polarity is the Same on All Poles

UL RECOGNIZED FILE NO.: E37066 (100U/101U Only)

CSA CERTIFIED FILE NO.: LR20690 (100U/101U Only)

EXPECTED LIFE

Electrical At Rated Load (Minimum)

100,000 Operations

Mechanical Life

10,000,000 Operations

DIELECTRIC STRENGTH

800 VRMS, 60 Hz Between Contacts
1500 VRMS (Model 100), 2200 VRMS
(Model 100U/101U), 60 Hz Between Other Elements

MODELS

100: 5 & 10 Amp with Solder Lug Terminals

100RF: With Diallyl Phthalate Panel For Switching RF

100U: 5 Amp Unit with UL and CSA Recognition

101U: 10 Amp Unit with UL and CSA Recognition

101UP: 10 Amp Unit with Printed Circuit Terminals

COIL DATA



	NOMINAL VOLTAGE	RESISTANCE IN OHMS ± 10%	NOMINAL COIL POWER
AC Coils Single Pole Units	6VAC	5.0	2.0VA
	12VAC	20	
	24VAC	80	
	48VAC	315	
	120VAC	2025	
AC Coils 2 & 3 Pole Units	240VAC	8000	2.2VA
	6VAC	4.5	
	12VAC	18	
	24VAC	72	
DC Coils 1-3 Pole Units	48VAC	285	1.2W
	120VAC	1850	
	240VAC	7200	
	6VDC	30	
	12VDC	120	
DC Coils 1-3 Pole Units	24VDC	480	1.2W
	48VDC	1850	
	110VDC	10,000	

Coil Voltages: AC: Up to 277 Volts/60 Hz
DC: Up to 125 Volts

Coil Treatment: Molded Rynite® Std. Class F

Insulation Resistance: 100 Megohms Minimum

UL Insulation System File No.: E74443

S155D 155°C Total Temperature Std.

(Covers S105 Class A and S130D Class B Requirements)

OPERATE DATA

Pick Up (at 25°C): AC Volts 85% or Less of Nominal
DC Volts 75% or Less of Nominal

Operate Time: Approx. 15 Milliseconds

Release Time: Approx. 15 Milliseconds

ENVIRONMENTAL DATA

Operating Ambient: AC: -45° to 70°C

DC: -45° to 85°C

Coil Temperature Rise: (25°C Ambient – Continuous Duty)

AC: 45°C Approx. @ 60 Hz – Use at 50 Hz

will Cause Slight Increase in Coil Rise

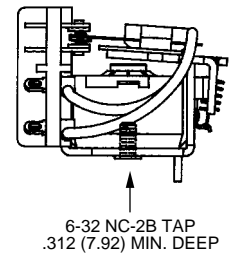
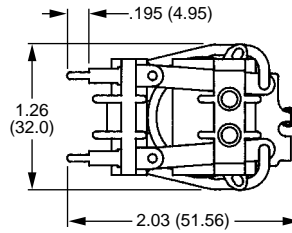
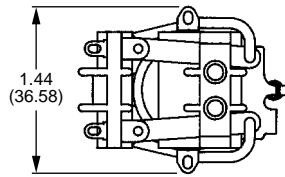
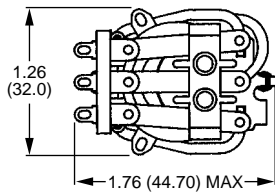
DC: 25°C Approx.

MECHANICAL DATA

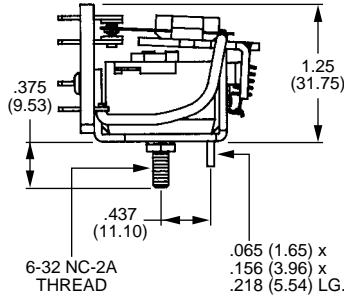
Terminals: 100/100U/101U Pierced Solder Lugs .125" x .032"
100UP/101UP Printed Circuit Pins

Weight: All Versions Approx. 2.0 oz. (57 g)

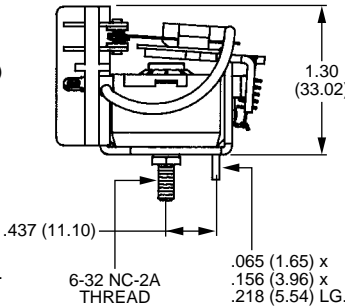
DIMENSIONS [Unit Inch (mm)]



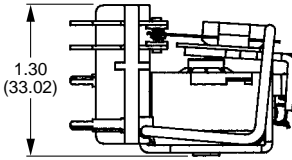
OPTION WITHOUT STUD



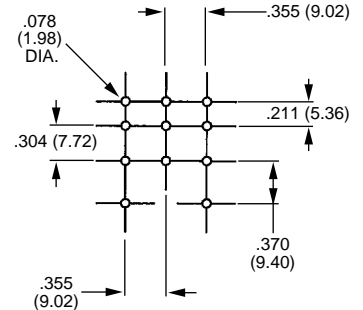
100/100RF



100U/101U



100UP/101UP



MOUNTING DIMENSIONS FOR PRINTED CIRCUIT TERMINALS

ORDERING INFORMATION

5 AMP Part Numbers

MODEL	POLE CONFIGUR.	AC Coils			DC Coils		
		24VAC	120VAC	240VAC	12VDC	24VDC	110VDC
100	SPDT	20001-82	20001-84	20001-85	20007-81	20007-82	20007-84
	DPDT	20003-82	20003-84	20003-85	20009-81	20009-82	20009-84
	3PDT	20005-82	20005-84	20005-85	20011-81	20011-82	20011-84
100U	SPDT	20061-82	20061-84	20061-85	20067-81	20067-82	20067-84
	DPDT	20063-82	20063-84*	20063-85	20069-81	20069-82	20069-84
	3PDT	20065-82	20065-84	20065-85	20071-81	20071-82	20071-84
100UP	SPDT	20792-82	20792-84	20792-85	20798-81	20798-82	20798-84
	DPDT	20794-82	20794-84	20794-85	20800-81	20800-82	20800-84
	3PDT	20796-82	20796-84	20796-85	20802-81	20802-82	20802-84

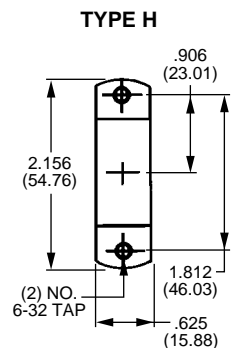
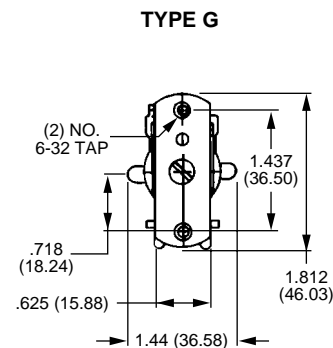
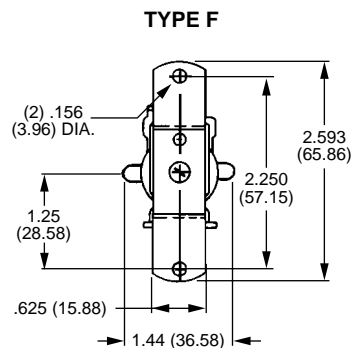
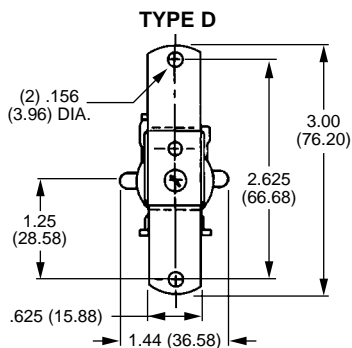
10 AMP Part Numbers

100	SPDT	20002-82	20002-83	20002-84	20008-81	20008-82	20008-84
	DPDT	20004-82	20004-83	20004-84	20010-81	20010-82	20010-84
	3PDT	20006-82	20006-83	20006-84	20012-81	20012-82	20012-84
101U	SPDT	20062-82	20062-84*	20062-85	20068-81*	20068-82	20068-84
	DPDT	20064-82*	20064-84*	20064-85	20070-81*	20070-82*	20070-84*
	3PDT	20066-82	20066-84	20066-85	20072-81	20072-82	20072-84
101UP	SPDT	20793-82	20793-84	20793-85	20799-81	20799-82	20799-84
	DPDT	20795-82	20795-84	20795-85	20801-81	20801-82	20801-84
	3PDT	20797-82	20797-84	20797-85	20803-81	20803-82	20803-84

* Black Items Are Normally Stocked.

Blue Items Are Non Stock. Minimum Quantity May Be Required.

OPTIONAL MOUNTING BRACKETS



OPTIONAL DUST COVER B-4 DUST COVER FOR SERIES 100

Sealed knock-out holes for standard conduit fittings. Relay mounts on pre-drilled base. Constructed of Aluminum. Snap action cover release. Accommodates relay series 100 and 100RF.

SIZE: 4" W x 2-1/4" H x 2-1/4" D P/N 20256-80*