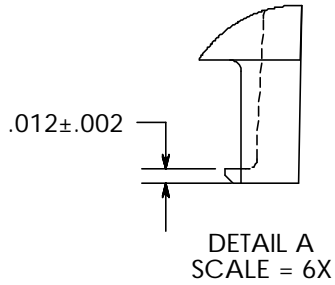
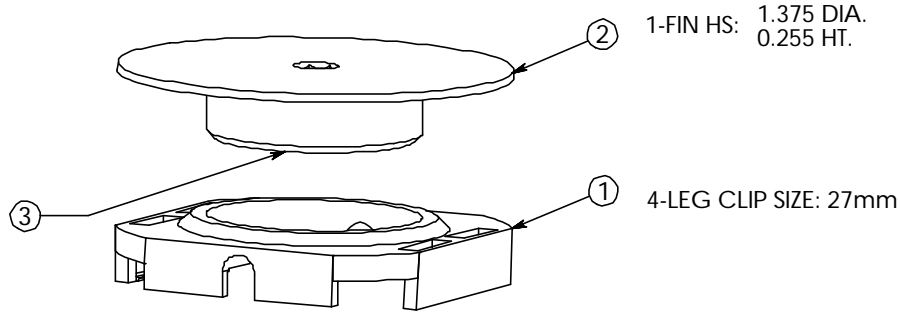


REVISION(S)			
LTR	DESCRIPTION	INIT	APP'D
O	ECN: 0S60-0081-04	E.T 03/31/04	B.P 04/07/04
A	ECO-05-008423	E.T 9/8/05	B.P 12/1/05
A1	ECR-05-017787	E.T 12/13/05	B.P 12/13/05



NOTE:

1. MATERIAL:

HEAT SINK: ALUM. (BLACK ANODIZE)  
CLIP: BLACK PEI (UL94-V0)

2. SPECIFICATION OF MAXIMUM LOAD ON THE BGA PACKAGE SHOULD BE IDENTIFIED BY THE USER BEFORE THE HEATSINK APPLICATION.

HEATSINK TORQUE SPECIFICATIONS CONVERTED TO FORCE.

BARE DIE PACKAGE:

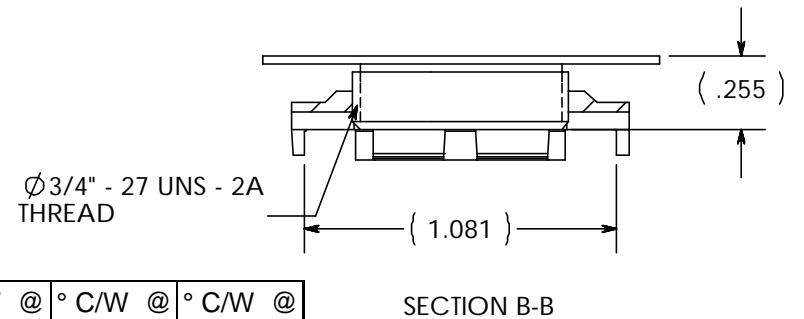
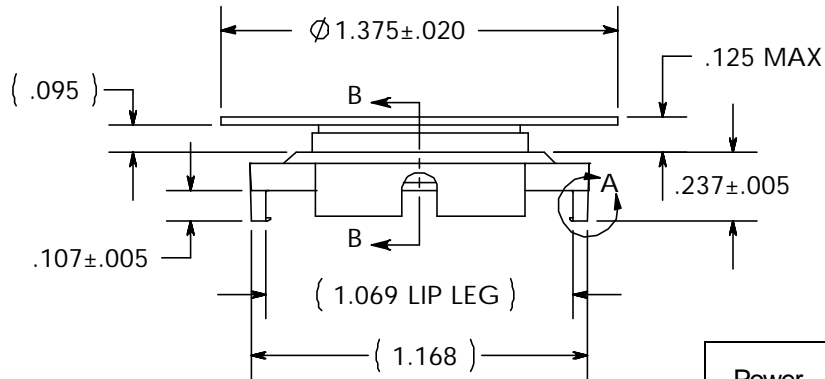
1.5 INCH - LB TORQUE = 7.5 LBS FORCE  
2.0 INCH - LB TORQUE = 10 LBS FORCE

FULL SIZE LID PACKAGE:

1.5 INCH - LB TORQUE = 6.9 LBS FORCE  
2.0 INCH - LB TORQUE = 9.3 LBS FORCE

3. REMOVE CLIP WITH REMOVAL TOOL P/N: 1542616-1

4. RoHS COMPLIANT AND CERTIFIED.



Power	° C/W @ Ambient	° C/W @ 200 LFM	° C/W @ 400 LFM	° C/W @ 600 LFM
5 Watts	14.09	8.72	6.13	5.27
10 Watts	12.72	8.47	5.89	4.80
15 Watts	11.68	8.23	5.76	4.82

**CUSTOMER DRAWING**  
SPECIFICATIONS ARE SUBJECT TO CHANGE WITHOUT NOTICE

ITEM	DESCRIPTION	QTY
1	MOUNTING CLIP	1
2	HEAT SINK	1
3	INTERFACE	1

**tyco** / Electronics  
Attleboro Falls Massachusetts 02763

UNLESS OTHERWISE SPECIFIED TOLERANCES ARE:  
.XX ±  
.XXX ±  
.XXXX ±  
ANGLES ± °

DRAWN BY: E.TAO DATE: 03/31/04  
ENGINEER: B. PETROCELLI DATE: 04/07/04  
FILENAME PROJECT SYSTEM

MATERIAL: SEE NOTE  
FINISH: SEE NOTE

CONFIDENTIAL PROPERTY OF TYCO ELECTRONICS. NOT TO BE DISCLOSED TO OTHERS. REPRODUCED OR USED FOR ANY PURPOSES EXCEPT AS AUTHORIZED IN WRITING BY AN AUTHORIZED OFFICIAL OF TYCO. MUST BE RETURNED TO TYCO ON DEMAND, ON COMPLETION OF ORDERS OR OTHER PURPOSES FOR WHICH LENT.

TITLE: **27mm HS ASS'Y (HTS607-U)**

DIMENSIONS ARE IN INCHES SCALE: 1.5:1 PART NO: **4-1542005-6** SHEET: 1 OF 1  
SIZE: **A** DWG. NO: **C-4-1542005-6** REV: **A1**

THIRD ANGLE PROJECTION