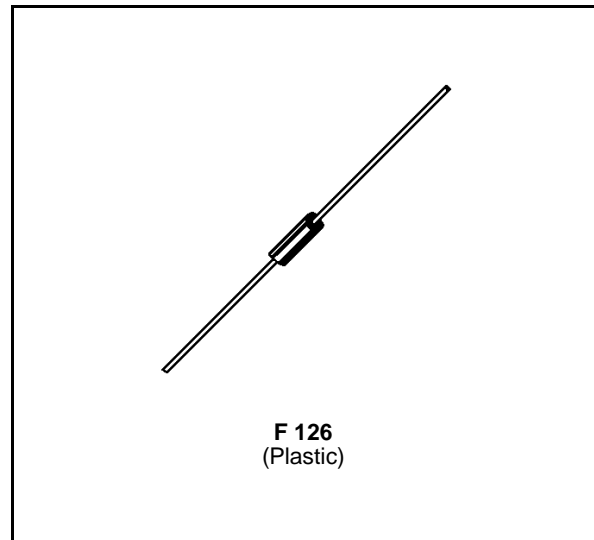


FAST RECOVERY RECTIFIER DIODES
FAST RECOVERY RECTIFIER

- VERY LOW REVERSE RECOVERY TIME
- VERY LOW SWITCHING LOSSES
- LOW NOISE TURN-OFF SWITCHING


SUITABLE APPLICATION

- FREE WHEELING DIODE IN CONVERTERS AND MOTORS CIRCUITS
- RECTIFIER IN S.M.P.S.

ABSOLUTE RATINGS (limiting values)

Symbol	Parameter		Value	Unit
I_{FRM}	Repetive Peak Forward Current	$t_p \leq 10\mu s$	30	A
$I_{F(AV)}$	Average Forward Current*	$T_a = 70^\circ C$ $\delta = 0.5$	1	A
I_{FSM}	Surge non Repetitive Forward Current	$t_p = 10ms$ Sinusoidal	30	A
P	Power Dissipation*	$T_a = 70^\circ C$	1.33	W
T_{stg} T_j	Storage and Junction Temperature Range		- 40 to +150 - 40 to + 150	$^\circ C$

Symbol	Parameter	Value	Unit
V_{RRM}	Repetitive Peak Reverse Voltage	400	V
V_{RSM}	Non Repetitive Peak Reverse Voltage	440	V

THERMAL RESISTANCE

Symbol	Parameter	Value	Unit
$R_{th(j-a)}$	Junction-ambient*	60	$^\circ C/W$

* On infinite heatsink with 10mm lead length.

ELECTRICAL CHARACTERISTICS

STATIC CHARACTERISTICS

Symbol	Test Conditions		Min.	Typ.	Max.	Unit
I _R	T _j = 25°C	V _R = V _{RRM}			20	μA
	T _j = 100°C				0.5	mA
V _F	T _j = 25°C	I _F = 1A			1.5	V
	T _j = 100°C				1.4	

RECOVERY CHARACTERISTICS

Symbol	Test Conditions			Min.	Typ.	Max.	Unit
t _{rr}	T _j = 25°C	I _F = 1A	di _F /dt = - 15A/μs	V _R = 30V		55	ns
	T _j = 25°C	I _F = 0.5A	I _R = 1A	I _{rr} = 0.25A		25	

TURN-OFF SWITCHING CHARACTERISTICS (Without Series inductance)

Symbol	Test Conditions			Min.	Typ.	Max.	Unit	
t _{IRM}	di _F /dt = - 50A/μs	T _j = 100°C	V _{CC} = 200 V	I _F = 1A		35	50	ns
I _{RM}	di _F /dt = - 50A/μs	L _p ≤ 0.05 μA	See figure 12			1.5	2	A

To evaluate the conduction losses use the following equations:

$$V_F = 1.05 + 0.145 I_F$$

$$P = 1.05 \times I_{F(AV)} + 0.145 I_{F(RMS)}^2$$

Figure 1. Maximum average power dissipation versus average forward current.

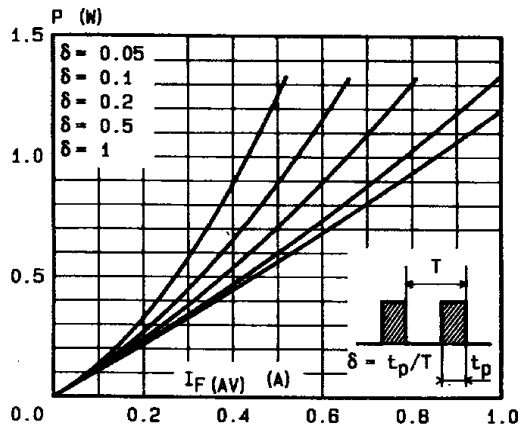


Figure 2. Average forward current versus ambient temperature.

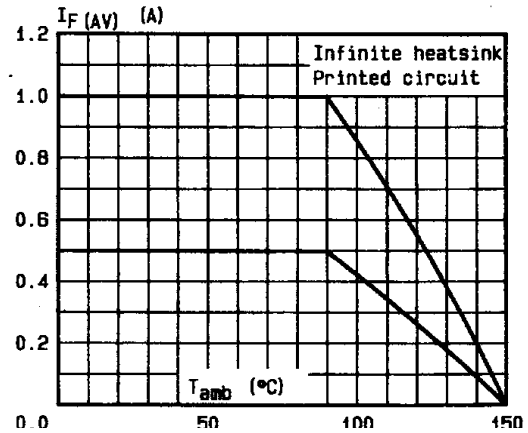
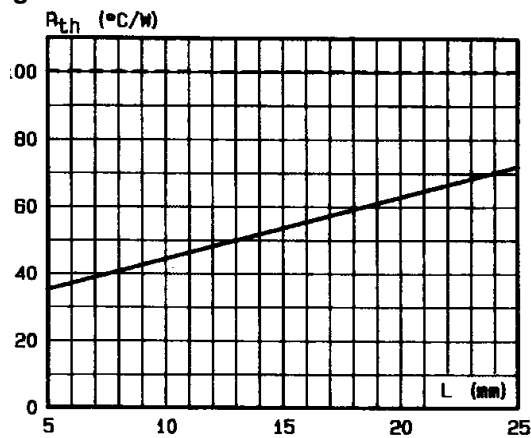


Figure 3. Thermal resistance versus lead length.



Mounting n°1
INFINITE HEATSINK

Mounting n°2
PRINTED CIRCUIT

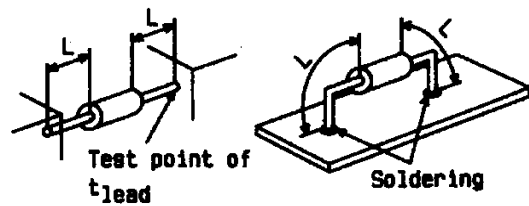


Figure 5. Peak forward current versus peak forward voltage drop (maximum values).

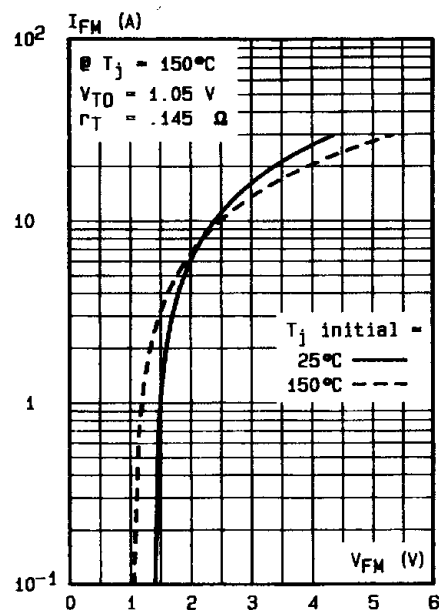


Figure 4. Transient thermal impedance junction-ambient for mounting n°2 versus pulse duration (L = 10 mm).

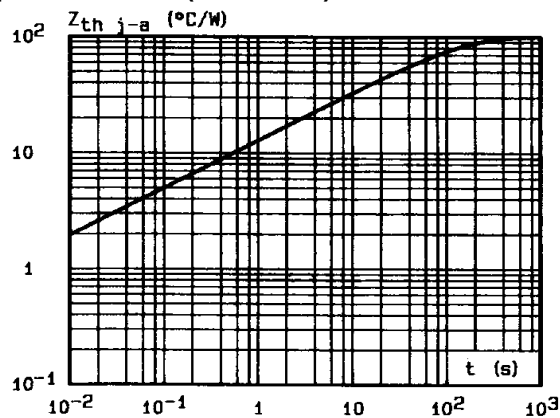


Figure 7. Recovery time versus di_F/dt .

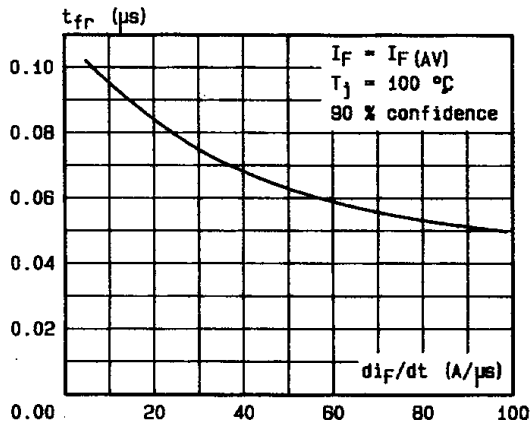


Figure 8. Peak forward voltage versus di_F/dt .

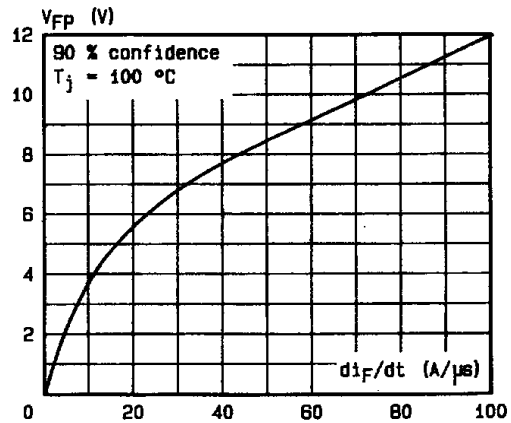


Figure 9. Peak reverse current versus di_F/dt .

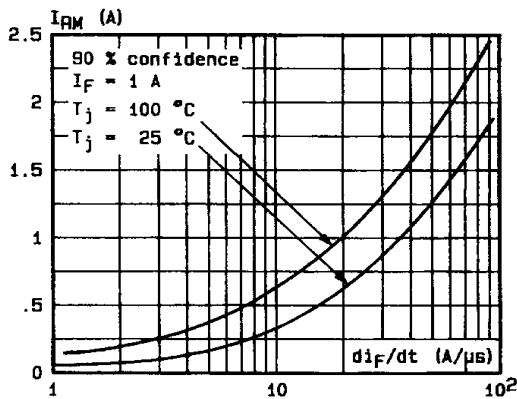


Figure 10. Recovered charge versus di_F/dt (typical values).

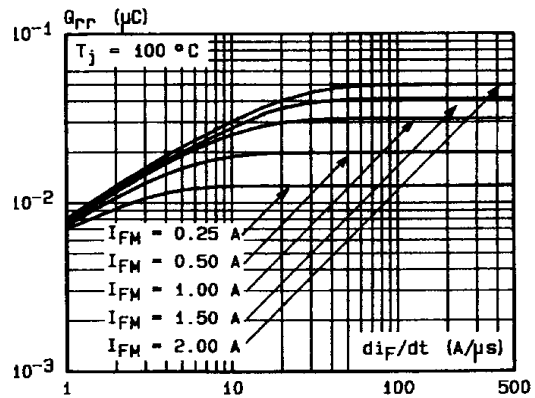


Figure 11. Dynamic parameters versus junction temperature.

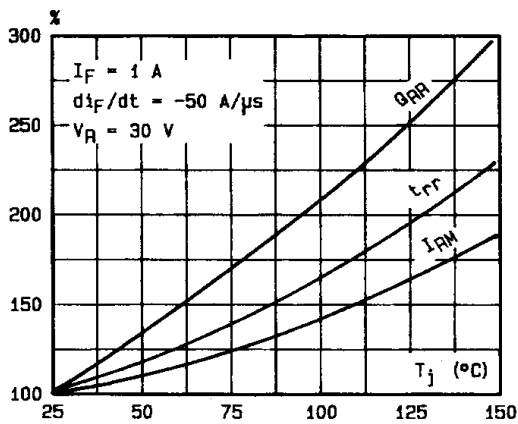
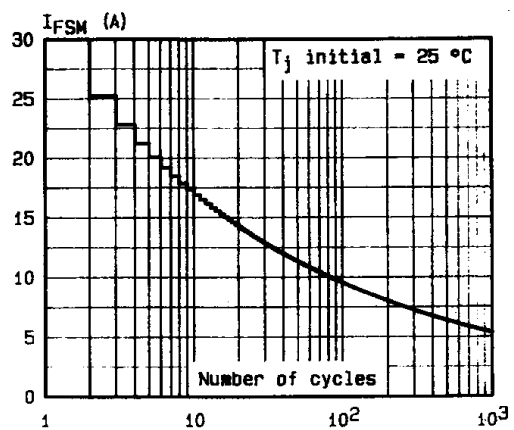
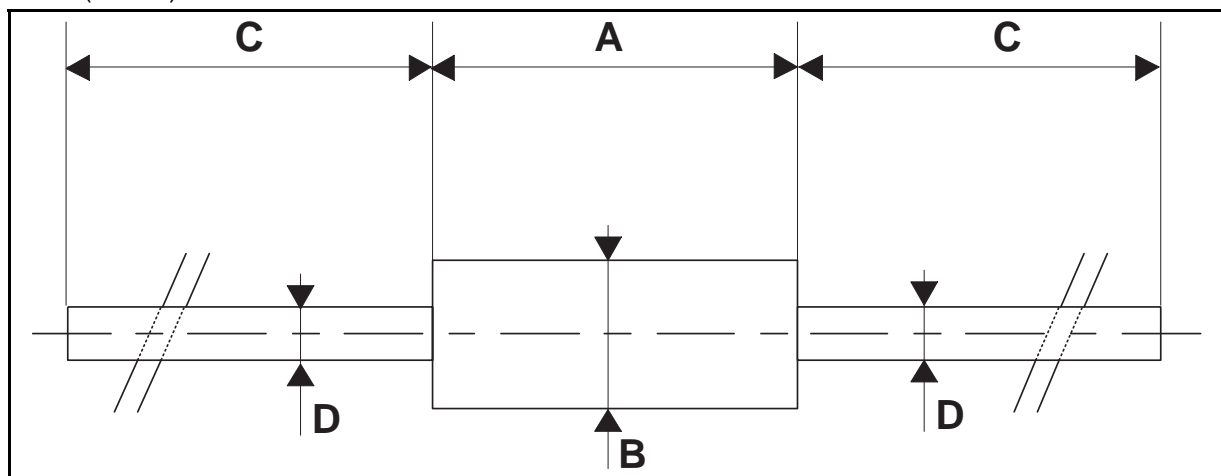


Figure 12. Non repetitive surge peak current versus number of cycles.



PACKAGE MECHANICAL DATA

F 126 (Plastic)



REF.	DIMENSIONS					
	Millimeters			Inches		
	Min.	Typ.	Max.	Min.	Typ.	Max.
A	6.05	6.20	6.35	0.238	0.244	0.250
B	2.95	3.00	3.05	0.116	0.118	0.120
C	26		31	1.024		1.220
D	0.76	0.81	0.86	0.030	0.032	0.034

- **Marking:** type number
- **Cooling method:** by convection (method A)
- **Weight:** 0.393g

Information furnished is believed to be accurate and reliable. However, STMicroelectronics assumes no responsibility for the consequences of use of such information nor for any infringement of patents or other rights of third parties which may result from its use. No license is granted by implication or otherwise under any patent or patent rights of STMicroelectronics. Specifications mentioned in this publication are subject to change without notice. This publication supersedes and replaces all information previously supplied. STMicroelectronics products are not authorized for use as critical components in life support devices or systems without express written approval of STMicroelectronics.

The ST logo is a registered trademark of STMicroelectronics
 © 1999 STMicroelectronics - Printed in Italy - All rights reserved.

STMicroelectronics GROUP OF COMPANIES

Australia - Brazil - China - Finland - France - Germany - Hong Kong - India - Italy - Japan - Malaysia
 Malta - Morocco - Singapore - Spain - Sweden - Switzerland - United Kingdom - U.S.A.

<http://www.st.com>