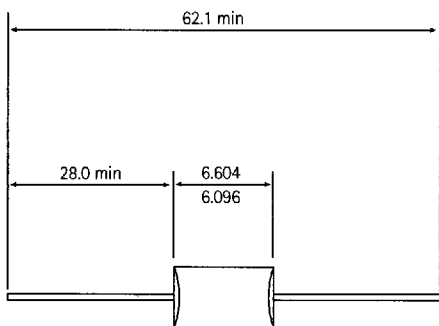


Transshield CP1000 Series

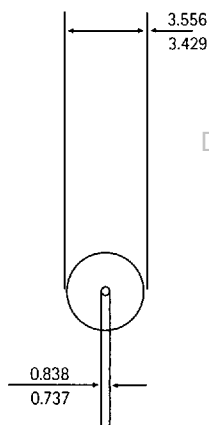
Mechanical Details

all dimensions in millimetres



Case: transfer moulded plastic package

Terminals: axial leads, solderable to IEC 68-2-54



DataSheet4U.com

Ratings

P_{SM}	Maximum non-repetitive peak pulse power (10/1000 μ s)	600W
P_{tot}	Total continuous power dissipation @ $T_{lead}=100\text{ }^{\circ}\text{C}$	1.5W
I_{SM}	Maximum non-repetitive peak pulse current (10/1000 μ s)	See tables

V_R Stand-off voltage

See tables

T_j Maximum junction temperature

175 $^{\circ}\text{C}$

T_{stg} Storage temperature range

-55 to +175 $^{\circ}\text{C}$

t_{on} Turn-on time (theoretical)

1 x 10E-12 sec

Device	Reverse	Breakdown		Max temp	Max reverse	Max clamp	Max peak pulse
	Stand-off	Voltage (Vbr)	Voltage (Vbr)				
	Voltage (Vso)	VOLTS		mV/deg C	current (Ir)	@Ism (Vcl)	
	VOLTS	Min	Max		μ A	VOLTS	A
CP1007	6.1	6.8	8.3	*	500.0	11.7	51
CP1007A	6.4	7.1	7.9	*	500.0	11.3	53
CP1008	6.6	7.4	9.0	6.0	200.0	12.5	48
CP1008A	7.0	7.8	8.6	6.0	200.0	12.1	50
CP1009	7.4	8.2	10.0	7.0	50.0	13.8	44
CP1009A	7.8	8.7	9.6	7.0	50.0	13.4	45
CP1010	8.1	9.0	11.0	8.0	10.0	15.0	40
CP1010A	8.6	9.5	10.5	8.0	10.0	14.5	41
CP1012	9.7	10.8	13.2	10.0	5.0	17.3	35
CP1012	10.2	11.4	12.6	10.0	5.0	16.7	36
CP1015	12.1	13.5	16.5	13.0	5.0	22.0	27
CP1015A	12.8	14.3	15.8	12.0	5.0	21.2	28
CP1016	12.9	14.4	17.6	16.0	5.0	23.5	26
CP1016A	13.6	15.2	16.8	14.0	5.0	22.7	27
CP1018	14.5	16.2	19.8	17.0	5.0	26.5	23
CP10018A	15.3	17.1	18.9	19.0	5.0	25.2	24
CP1020	16.2	18.0	22.0	20.0	5.0	29.1	21
CP1020A	17.1	19.0	21.0	19.0	5.0	27.7	22
CP1022	17.8	19.8	24.2	21.0	5.0	31.9	19
CP1022A	18.8	20.9	23.1	20.0	5.0	30.6	20
CP1024	19.4	21.6	26.4	25.0	5.0	34.7	17
CP1024A	20.5	22.8	25.2	23.0	5.0	33.2	18
CP1027	21.8	24.3	29.7	28.0	5.0	39.1	15
CP1027A	23.1	25.7	28.4	25.0	5.0	37.5	16
CP1030	24.3	27.0	33.0	31.0	5.0	48.5	14
CP1030A	25.6	28.5	31.5	28.0	5.0	41.4	14.4
CP1033	26.8	29.7	36.3	31.0	5.0	47.7	12.6
CP1033A	28.2	31.4	34.7	30.0	5.0	45.7	13.2
CP1036	29.1	32.4	39.6	35.0	5.0	52.0	11.6
CP1036A	30.8	34.2	37.8	31.0	5.0	49.9	12.0
CP1039	31.6	35.1	42.9	39.0	5.0	56.4	10.6
CP1039A	33.3	37.1	41.0	36.0	5.0	53.9	11.2
CP1043	34.8	38.7	47.3	46.0	5.0	61.9	9.6
CP1043A	36.8	40.9	45.2	44.0	5.0	59.3	10.7
CP1047	38.1	42.3	51.7	50.0	5.0	67.8	8.9
CP1047A	40.2	44.7	49.4	48.0	5.0	64.8	9.3
CP1056	45.5	50.4	61.6	58.0	5.0	80.5	7.4
CP1056A	47.8	53.2	58.8	56.0	5.0	77.0	7.8
CP1068	55.1	61.2	74.8	71.0	5.0	98.0	6.1
CP1068A	58.1	64.6	71.4	69.0	5.0	92.0	6.5
CP1075	60.7	67.5	82.5	80.0	5.0	108.0	5.5
CP1075A	64.1	71.3	78.8	77.0	5.0	103.0	5.8
CP1082	66.4	73.8	90.2	90.0	5.0	118.0	5.1
CP1082A	70.1	77.9	86.1	86.0	5.0	113.0	5.3
CP1100	81.0	90.0	110.0	109.0	5.0	144.0	4.2
CP1100A	85.5	95.0	105.0	104.0	5.0	137.0	4.4
CP1120	97.0	108.0	132.0	131.0	5.0	173.0	3.5
CP1120A	102.0	114.0	126.0	125.0	5.0	165.0	3.6
CP1140	113.0	126.0	154.0	153.0	5.0	215.0	2.8
CP1140A	120.0	133.0	147.0	147.0	5.0	207.0	2.9
CP1160	130.0	144.0	176.0	175.0	5.0	230.0	2.6
CP1160A	136.0	152.0	168.0	167.0	5.0	219.0	2.7
CP1180	146.0	162.0	198.0	197.0	5.0	258.0	2.3
CP1180A	154.0	171.0	189.0	188.0	5.0	246.0	2.4
CP1200	162.0	180.0	220.0	219.0	5.0	287.0	2.1
CP1200A	171.0	190.0	210.0	209.0	5.0	274.0	2.2

NOTES:

1. Vbr measured at test current of 1mA for all devices above 8V and 10mA below 8V.

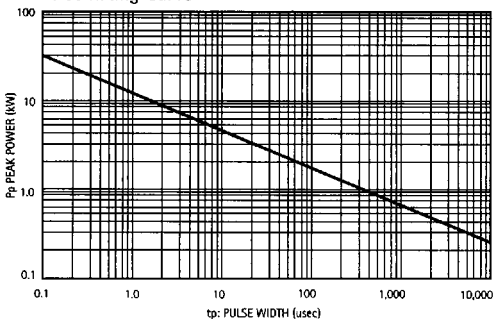
2. Surge current waveform: 10/1000 μ sec s.c.

3. All parameters measured at 25 deg C

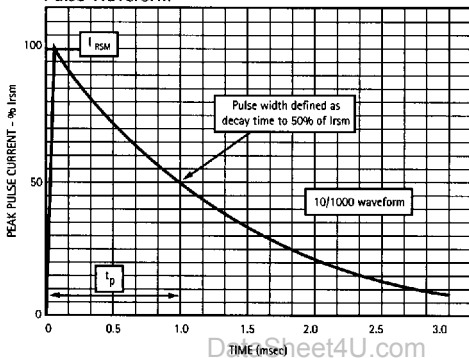
4. For device voltages outside the range in the table above, contact the nearest sales office, distributor or representative

CP1000 Series

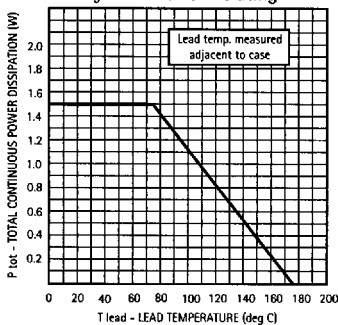
Pulse Rating Curve



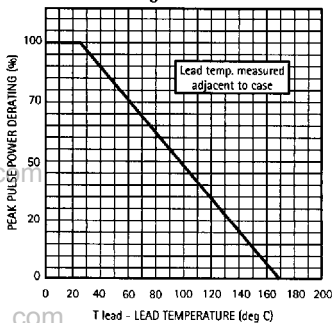
Pulse Waveform



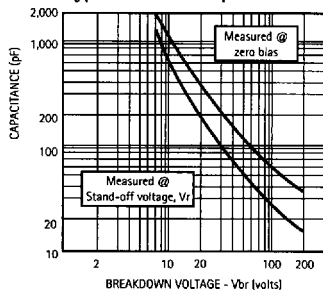
Steady State Power Derating



Pulse Derating Curve

Transshield
CP1000
Series

Typical Junction Capacitance



In the interest of improved product design, changes to the foregoing device specification may be made at any time. Please contact the nearest Transshield suppressor sales office, distributor or representative for recent specification changes and advice on specific applications. HTA does not accept any liability arising out of the issue of any product described in this publication.