


OCO-M36ADS

Double oven through hole OCXO
Sine wave

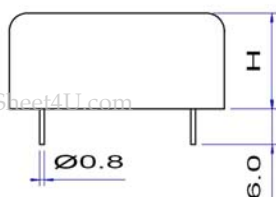
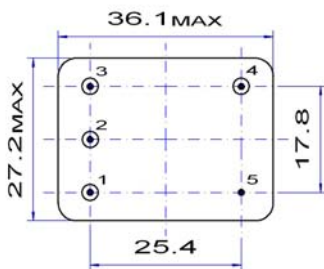
QuartzCom
the communications company



Features


- Applications: GPS, CDMA, 3G, 4G
- High frequency stability vs. temperature (up to $\pm 2 \times 10^{-10}$)
- Low phase noise: < -160 dBc/Hz @ 10 kHz

Parameter	Specification	
Frequency range	5.0000 ~ 10.0000 MHz	
Standard frequencies	5.000, 8.1920 & 10.000 MHz	
Frequency stability vs. operating temperature range	$\leq \pm 5 \times 10^{-10}$	over $-40 \sim +70$ °C
	$\leq \pm 3 \times 10^{-10}$	over $-20 \sim +70$ °C
	$\leq \pm 2 \times 10^{-10}$	over $0 \sim +55$ °C
vs. supply voltage change	$\leq \pm 1 \times 10^{-10}$	± 5 %
vs. load change	$\leq \pm 1 \times 10^{-10}$	± 5 %
vs. aging after 30 days of operation	$\leq \pm 2 \times 10^{-8}$	1 st year
Short term stability	$< 5 \times 10^{-12}$	Allan deviation per 1 s
Output waveform	sine wave	> 400 mV (rms)
Output load	50 Ω	± 5 %
Supply voltage	+12 V	± 5 %
Peak current consumption during warm-up time	< 700 mA	
Steady-state current consumption @ +25 °C	< 150 mA	
Warm-up time	< 10 min	$< \pm 5 \times 10^{-8}$ @ +25 °C
Frequency pulling range	$> \pm 0.4$ ppm	positive slope
Vcontrol (Vc) via external voltage	0 ~ +5.0 V	
Reference voltage output (Vref)	+5.0 V	
Phase noise @ 10 MHz carrier frequency	< -100 dBc/Hz	@ 1 Hz
	< -130 dBc/Hz	@ 10 Hz
	< -148 dBc/Hz	@ 100 Hz
	< -155 dBc/Hz	@ 1 kHz
	< -160 dBc/Hz	@ 10 kHz
Harmonics	> 30 dBc	
Operating temperature range	0 ~ +55 °C, -20 ~ +70 °C or -40 ~ +70 °C	
Storage temperature range	$-55 \sim +85$ °C	
Case height /H)	19 mm	

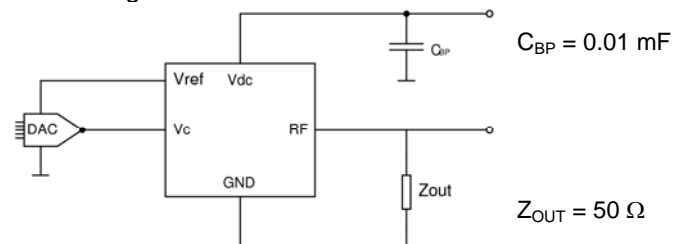


Pin function

- # 1 Vc
- # 2 Vref
- # 3 Vdc
- # 4 RF output
- # 5 GND



Circuit diagram



2002/95/EC RoHS compliant

12 Dec. 10