www.DataSheet4U.com

BOLYMIN

BG160128A



Feature

1. SMT PCB with metal frame
2. Built-in controller T6963C
3. +5V single power supply
4. 1/128 duty cycle
5. Option: CCFL back light , LED backlight
6. Option: negative voltage

Mechanical Data

Item	Standard Value	Unit
Module Dimension	150.0 x 112.0	mm
Viewing Area	101.0 x 82.0	mm
Dot Size	0.54 x 0.54	mm
Dot Pitch	0.58 x 0.58	mm

Pin Assignment

Pin	Symbol	Function
1	FGND	Frame ground
2	Vss	Logic power supply(GND)
3	Vdd	Logic power supply (+5V)
4	Vadj	Contrast Adjustment
5	Vee	Negative voltage output -23V
6	/WR	Data write
7	/RD	Data read
8	/CE	Chip enable
9	C/D	Command/Data read/write
10	/HALT	Clock halt signal
11	/RST	Reset LCD module signal
12~19	DB0~7	Data bus line
20	NC	No connection

Electronic Characteristics

Item	Symbol	Condition	Typical Value	Unit
Input Voltage	Vdd	Vdd = +5V	5.0	V
Supply Current	Idd	Vdd = +5V	45	mA
LCD Driving Voltage	Vdd-Vo	25°C	19.1	V
CCFL Forward Voltage	Vf	25°C	256	VAC
CCFL Forward Current	If	25°C	5.0	mA

Dimension

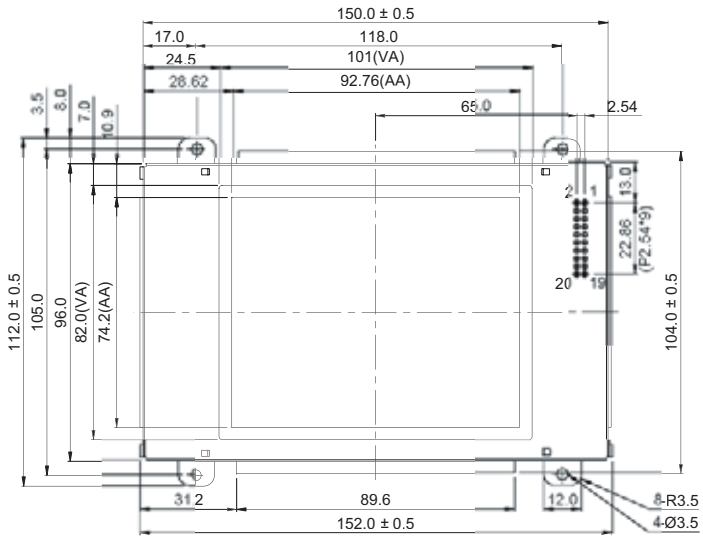

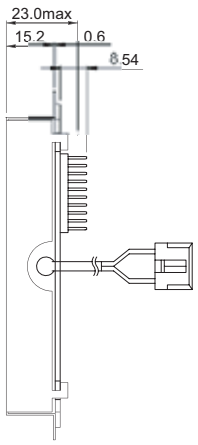
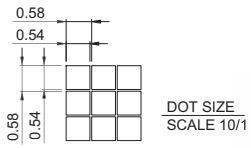
CCFL B/L