

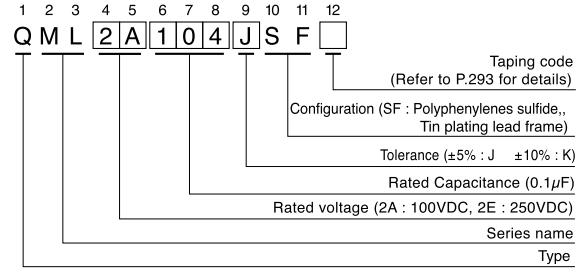
- Lead frame outer electrode.
- Resonance circuit for LCD backlighting inverter unit
- Applicable for reflow soldering. [ Lead-free correspondence]
- Adapted to the RoHS directive (2002/95/EC).

### Specifications

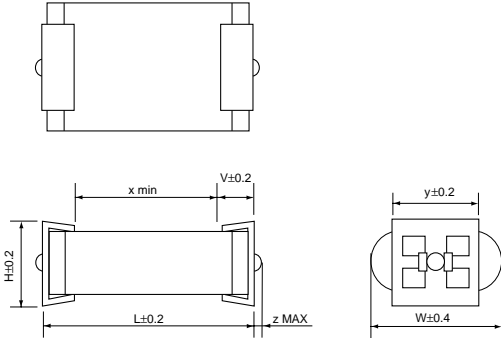
Item	Performance Characteristics
Category Temperature Range	-40 ~ +125°C (Rated temperature : 105°C)
Rated Voltage (U <sub>R</sub> )	100VDC / 63VAC , 250VDC / 80VAC
Rated Capacitance Range	0.01 ~ 0.22μF
Capacitance Tolerance	± 5% (J), ± 10% (K)
Dielectric Loss Tangent	0.15% or less (at 1kHz 20°C)
Insulation Resistance	15,000 MΩ min
Withstand Voltage	Between Terminals : Rated Voltage (U <sub>R</sub> ) × 150% 60s
Encapsulation	Case less (Liquefied Epoxy resin)
Resistance to Soldering heat	Reflow : Peak 250°C, 10s less than
Related standard	JIS C 5101-20, EIAJ RC-2349

Category voltage = U<sub>R</sub> × 0.8

Type numbering system (Example : 100VDC 0.1μF)

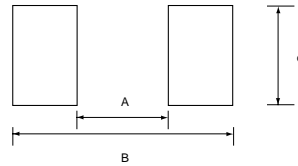


### Drawing



### Land Dimensions

Voltage ( V )	Cap ( μF)	A	B	C
100	0.01 ~ 0.15	5.5	10.0	4.0
250	0.01 ~ 0.056			
100	0.18 ~ 0.22	8.0	12.6	4.0
250	0.068 ~ 0.1			



### Dimensions

Unit : (mm)

Cap. (μF)	Code	V(Code)	100VDC / 63VAC (2A)								250VDC / 80VAC (2E)							
			Size	H	L	W	v	x	y	z	Taping code	H	L	W	v	x	y	z
0.01	103		3.0	8.1	5.2	1.2	5.1	4.2	0.3	A	3.0	8.1	5.2	1.2	5.1	4.2	0.3	A
0.012	123		3.0	8.1	5.3	1.2	5.1	4.2	0.3	A	3.0	8.1	5.3	1.2	5.1	4.2	0.3	A
0.015	153		3.0	8.1	5.3	1.2	5.1	4.2	0.3	A	3.0	8.1	5.3	1.2	5.1	4.2	0.3	A
0.018	183		3.0	8.1	5.2	1.2	5.1	4.2	0.3	A	3.0	8.1	5.2	1.2	5.1	4.2	0.3	A
0.022	223		3.0	8.1	5.3	1.2	5.1	4.2	0.3	A	3.0	8.1	5.3	1.2	5.1	4.2	0.3	A
0.027	273		3.0	8.1	5.3	1.2	5.1	4.2	0.3	A	3.0	8.1	5.3	1.2	5.1	4.2	0.3	A
0.033	333		3.0	8.1	5.3	1.2	5.1	4.2	0.3	A	3.0	8.1	5.5	1.2	5.1	4.2	0.3	A
0.039	393		3.0	8.1	5.2	1.2	5.1	4.2	0.3	A	3.0	8.1	6.3	1.2	5.1	4.2	0.3	B
0.047	473		3.0	8.1	5.3	1.2	5.1	4.2	0.3	A	3.5	8.1	6.3	1.2	5.1	4.2	0.3	B
0.056	563		3.0	8.1	5.3	1.2	5.1	4.2	0.3	A	3.5	8.1	7.0	1.2	5.1	4.2	0.3	B
0.068	683		3.0	8.1	5.3	1.2	5.1	4.2	0.3	A	3.5	10.6	7.1	1.2	7.6	4.2	0.3	C
0.082	823		3.0	8.1	5.5	1.2	5.1	4.2	0.3	A	3.5	10.6	7.2	1.2	7.6	4.2	0.3	C
0.1	104		3.0	8.1	5.8	1.2	5.1	4.2	0.3	B	3.5	10.6	7.8	1.2	7.6	4.2	0.3	E
0.12	124		3.5	8.1	6.1	1.2	5.1	4.2	0.3	B								
0.15	154		3.5	8.1	6.5	1.2	5.1	4.2	0.3	B								
0.18	184		3.0	10.6	6.8	1.2	7.6	4.2	0.3	C								
0.22	224		3.5	10.6	7.0	1.2	7.6	4.2	0.3	C								