

DAT SHEET

GDZJ2.0~GDZJ56

AXIAL LEAD ZENER DIODES

VOLTAGE 2.0 to 56 Volts

POWER 500 mWatts

DO-34

Unit: inch (mm)

FEATURES

- Planar Die construction
- 500mW Power Dissipation
- Ideally Suited for Automated Assembly Processes
- In compliance with EU RoHS 2002/95/EC directives

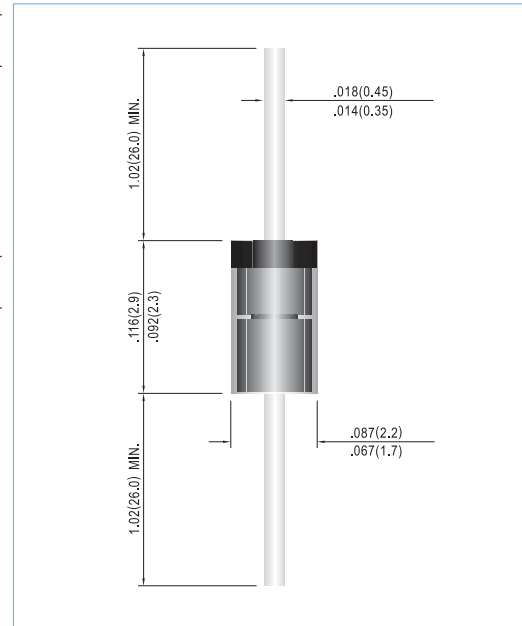
MECHANICAL DATA

- Case: Molded Glass DO-34
- Terminals: Solderable per MIL-STD-750, Method 2026
- Polarity: See Diagram Below
- Approx. Weight: 0.09 grams
- Mounting Position: Any
- Ordering information: Suffix : " -34 " to order DO-34 Package
- Packing information

B - 2K per Bulk box

T/R - 10K per 13" plastic Reel

T/B - 5K per horiz. tape & Ammo box



MAXIMUM RATINGS AND ELECTRICAL CHARACTERISTICS

Parameter	Symbol	Value	Units
Power Dissipation at Tamb = 25 °C	P _{TO}	500	mW
Junction Temperature	T _J	175	°C
Storage Temperature Range	T _S	-65 to +175	°C

Valid provided that leads at a distance of 10mm from case are kept at ambient temperature.

Parameter	Symbol	Min.	Typ.	Max.	Units
Thermal Resistance Junction to Ambient Air	R _{thA}	—	—	0.3	K/AW
Forward Voltage at I _F = 100mA	V _F	—	—	1	V

Valid provided that leads at a distance of 10mm from case are kept at ambient temperature.

Part Number	Nominal Zener Voltage			Max. Zener Impedance				Max Reverse Leakage Current		Marking Code
	V _Z @ I _{ZT}			Z _{TT} @ I _{ZT}		Z _{ZK} @ I _{ZK}		I _R @ V _R		
	Nom. V	Min. V	Max. V	Ω	mA	Ω	mA	μA	V	
500 mW Zener Diodes										
GDZJ 2.0A	2	1.88	2.1	100	5	1000	0.5	120	0.5	Z2A0
GDZJ 2.0B	2	2.02	2.2	100	5	1000	0.5	120	0.5	Z2B0
GDZJ 2.2A	2.2	2.12	2.3	100	5	1000	0.5	120	0.7	Z2A2
GDZJ 2.2B	2.2	2.22	2.41	100	5	1000	0.5	120	0.7	Z2B2
GDZJ 2.4A	2.4	2.33	2.52	100	5	1000	0.5	120	1	Z2A4
GDZJ 2.4B	2.4	2.43	2.63	100	5	1000	0.5	120	1	Z2B4
GDZJ 2.7A	2.7	2.54	2.75	110	5	1000	0.5	120	1	Z2A7
GDZJ 2.7B	2.7	2.69	2.91	110	5	1000	0.5	120	1	Z2B7
GDZJ 3.0A	3.0	2.85	3.07	120	5	1000	0.5	50	1	Z3A0
GDZJ 3.0B	3.0	3.01	3.22	120	5	1000	0.5	50	1	Z3B0
GDZJ 3.3A	3.3	3.16	3.38	120	5	1000	0.5	20	1	Z3A3
GDZJ 3.3B	3.3	3.32	3.53	120	5	1000	0.5	20	1	Z3B3
GDZJ 3.6A	3.6	3.46	3.7	100	5	1000	1	10	1	Z3A6
GDZJ 3.6B	3.6	3.6	3.85	100	5	1000	1	10	1	Z3B6
GDZJ 3.9A	3.9	3.74	4.01	100	5	1000	1	5	1	Z3A9
GDZJ 3.9B	3.9	3.89	4.16	100	5	1000	1	5	1	Z3B9
GDZJ 4.3A	4.3	4.04	4.29	100	5	1000	1	5	1	Z4A3
GDZJ 4.3B	4.3	4.17	4.43	100	5	1000	1	5	1	Z4B3
GDZJ 4.3C	4.3	4.3	4.57	100	5	1000	1	5	1	Z4C3
GDZJ 4.7A	4.7	4.44	4.68	90	5	900	1	5	1	Z4A7
GDZJ 4.7B	4.7	4.55	4.8	90	5	900	1	5	1	Z4B7
GDZJ 4.7C	4.7	4.68	4.93	90	5	900	1	5	1	Z4C7
GDZJ 5.1A	5.1	4.81	5.07	80	5	800	1	5	1.5	Z5A1
GDZJ 5.1B	5.1	4.94	5.2	80	5	800	1	5	1.5	Z5B1
GDZJ 5.1C	5.1	5.09	5.37	80	5	800	1	5	1.5	Z5C1
GDZJ 5.6A	5.6	5.28	5.55	60	5	500	1	5	2.5	Z5A6
GDZJ 5.6B	5.6	5.45	5.73	60	5	500	1	5	2.5	Z5B6
GDZJ 5.6C	5.6	5.61	5.91	60	5	500	1	5	2.5	Z5C6
GDZJ 6.2A	6.2	5.78	6.09	60	5	300	1	5	3	Z6A2
GDZJ 6.2B	6.2	5.96	6.27	60	5	300	1	5	3	Z6B2
GDZJ 6.2C	6.2	6.12	6.44	60	5	300	1	5	3	Z6C2
GDZJ 6.8A	6.8	6.29	6.63	20	5	150	0.5	2	3.5	Z6A8
GDZJ 6.8B	6.8	6.49	6.83	20	5	150	0.5	2	3.5	Z6B8
GDZJ 6.8C	6.8	6.66	7.01	20	5	150	0.5	2	3.5	Z6C8
GDZJ 7.5A	7.5	6.85	7.22	20	5	120	0.5	0.5	4	Z7A5
GDZJ 7.5B	7.5	7.07	7.45	20	5	120	0.5	0.5	4	Z7B5
GDZJ 7.5C	7.5	7.29	7.67	20	5	120	0.5	0.5	4	Z7C5
GDZJ 8.2A	8.2	7.53	7.92	20	5	120	0.5	0.5	5	Z8A2
GDZJ 8.2B	8.2	7.78	8.19	20	5	120	0.5	0.5	5	Z8B2
GDZJ 8.2C	8.2	8.03	8.45	20	5	120	0.5	0.5	5	Z8C2
GDZJ 9.1A	9.1	8.29	8.73	25	5	120	0.5	0.5	6	Z9A1
GDZJ 9.1B	9.1	8.57	9.01	25	5	120	0.5	0.5	6	Z9B1
GDZJ 9.1C	9.1	8.83	9.3	25	5	120	0.5	0.5	6	Z9C1
GDZJ 10A	10	9.12	9.59	30	5	120	0.5	0.2	7	Z10A
GDZJ 10B	10	9.41	9.9	30	5	120	0.5	0.2	7	Z10B
GDZJ 10C	10	9.7	10.2	30	5	120	0.5	0.2	7	Z10C
GDZJ 10D	10	9.94	10.44	30	5	120	0.5	0.2	7	Z10D
GDZJ 11A	11	10.18	10.71	30	5	120	0.5	0.2	8	Z11A
GDZJ 11B	11	10.5	11.05	30	5	120	0.5	0.2	8	Z11B
GDZJ 11C	11	10.82	11.38	30	5	120	0.5	0.2	8	Z11C

Part Number	Nominal Zener Voltage			Max. Zener Impedance				Max Reverse Leakage Current		Marking Code
	Vz @ IzT			ZzT @ IzT		ZzK @ IzK		IR @ VR		
	Nom. V	Min. V	Max. V	Ω	mA	Ω	mA	μA	V	
500 mW Zener Diodes										
GDZJ 12A	12	11.13	11.71	30	5	110	0.5	0.2	9	Z12A
GDZJ 12B	12	11.44	12.03	30	5	110	0.5	0.2	9	Z12B
GDZJ 12C	12	11.74	12.35	30	5	110	0.5	0.2	9	Z12C
GDZJ 13A	13	12.11	12.75	35	5	110	0.5	0.2	10	Z13A
GDZJ 13B	13	12.55	13.21	35	5	110	0.5	0.2	10	Z13B
GDZJ 13C	13	12.99	13.66	35	5	110	0.5	0.2	10	Z13C
GDZJ 15A	15	13.44	14.13	40	5	110	0.5	0.2	11	Z15A
GDZJ 15B	15	13.89	14.62	40	5	110	0.5	0.2	11	Z15B
GDZJ 15C	15	14.35	15.09	40	5	110	0.5	0.2	11	Z15C
GDZJ 16A	16	14.8	15.57	40	5	150	0.5	0.2	12	Z16A
GDZJ 16B	16	15.25	16.04	40	5	150	0.5	0.2	12	Z16B
GDZJ 16C	16	15.69	16.51	40	5	150	0.5	0.2	12	Z16C
GDZJ 18A	18	16.22	17.06	45	5	150	0.5	0.2	13	Z18A
GDZJ 18B	18	16.82	17.7	45	5	150	0.5	0.2	13	Z18B
GDZJ 18C	18	17.42	18.33	45	5	150	0.5	0.2	13	Z18C
GDZJ 20A	20	18.02	18.96	55	5	200	0.5	0.2	15	Z20A
GDZJ 20B	20	18.63	19.59	55	5	200	0.5	0.2	15	Z20B
GDZJ 20C	20	19.23	20.22	55	5	200	0.5	0.2	15	Z20C
GDZJ 20D	20	19.72	20.72	55	5	200	0.5	0.2	15	Z20D
GDZJ 22A	22	20.15	21.2	30	5	200	0.5	0.2	17	Z22A
GDZJ 22B	22	20.64	21.71	30	5	200	0.5	0.2	17	Z22B
GDZJ 22C	22	21.08	22.17	30	5	200	0.5	0.2	17	Z22C
GDZJ 22D	22	21.52	22.63	30	5	200	0.5	0.2	17	Z22D
GDZJ 24A	24	22.05	23.18	35	5	200	0.5	0.2	19	Z24A
GDZJ 24B	24	22.61	23.77	35	5	200	0.5	0.2	19	Z24B
GDZJ 24C	24	23.12	24.31	35	5	200	0.5	0.2	19	Z24C
GDZJ 24D	24	23.63	24.85	35	5	200	0.5	0.2	19	Z24D
GDZJ 27A	27	24.26	25.52	45	5	250	0.5	0.2	21	Z27A
GDZJ 27B	27	24.97	26.26	45	5	250	0.5	0.2	21	Z27B
GDZJ 27C	27	25.63	26.95	45	5	250	0.5	0.2	21	Z27C
GDZJ 27D	27	26.29	27.64	45	5	250	0.5	0.2	21	Z27D
GDZJ 30A	30	26.99	28.39	55	5	250	0.5	0.2	23	Z30A
GDZJ 30B	30	27.7	29.13	55	5	250	0.5	0.2	23	Z30B
GDZJ 30C	30	28.36	29.82	55	5	250	0.5	0.2	23	Z30C
GDZJ 30D	30	29.02	30.51	55	5	250	0.5	0.2	23	Z30D
GDZJ 33A	33	29.68	31.22	65	5	250	0.5	0.2	25	Z33A
GDZJ 33B	33	30.32	31.88	65	5	250	0.5	0.2	25	Z33B
GDZJ 33C	33	30.90	32.5	65	5	250	0.5	0.2	25	Z33C
GDZJ 33D	33	31.49	33.11	65	5	250	0.5	0.2	25	Z33D
GDZJ 36A	36	32.14	33.79	75	5	250	0.5	0.2	27	Z36A
GDZJ 36B	36	32.79	34.49	75	5	250	0.5	0.2	27	Z36B
GDZJ 36C	36	33.4	35.13	75	5	250	0.5	0.2	27	Z36C
GDZJ 36D	36	34.01	35.77	75	5	250	0.5	0.2	27	Z36D
GDZJ 39A	39	34.68	36.47	85	5	250	0.5	0.2	30	Z39A
GDZJ 39B	39	35.36	37.19	85	5	250	0.5	0.2	30	Z39B
GDZJ 39C	39	36	37.85	85	5	250	0.5	0.2	30	Z39C
GDZJ 39D	39	36.63	38.52	85	5	250	0.5	0.2	30	Z39D
GDZJ 43	43	40	45	90	5	-	-	0.2	33	Z43
GDZJ 47	47	44	49	90	5	-	-	0.2	36	Z47
GDZJ 51	51	48	54	110	5	-	-	0.2	39	Z51
GDZJ 56	56	53	60	110	5	-	-	0.2	43	Z56

www.DataSheet4U.com

RATING AND CHARACTERISTIC CURVES

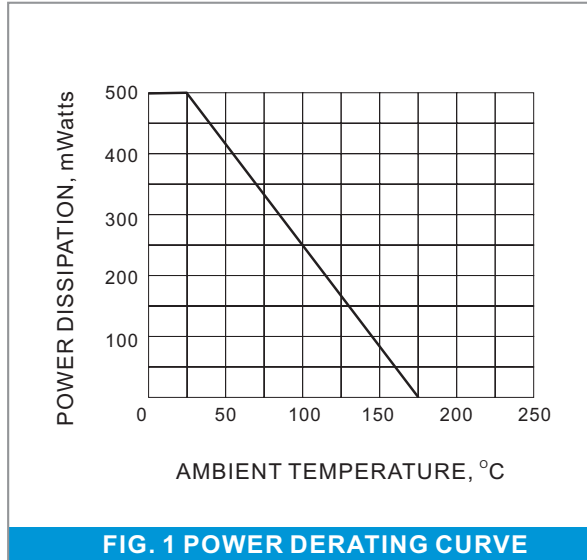


FIG. 1 POWER DERATING CURVE

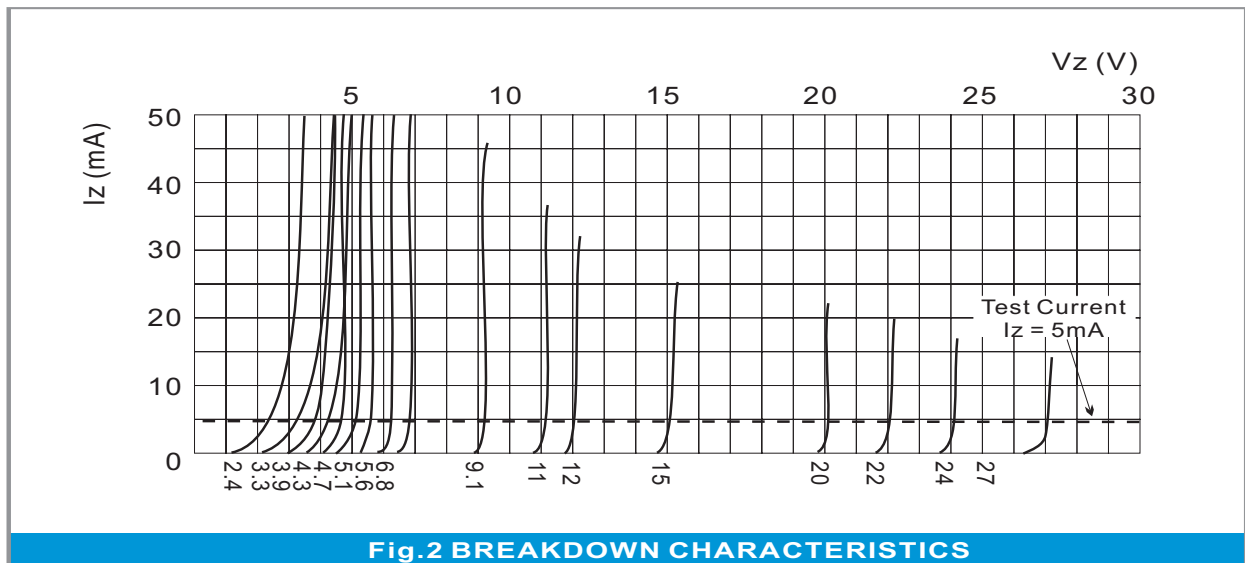


Fig.2 BREAKDOWN CHARACTERISTICS