



# Surface Mount TCXO



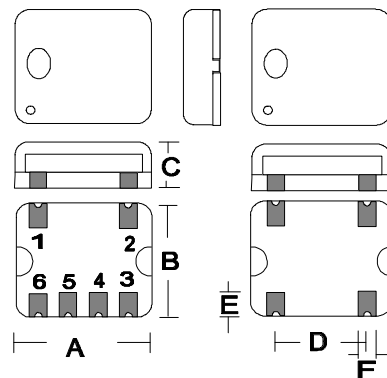
## ECT600 Series

- Very Low Profile
- Low Current Consumption
- Excellent Stability
- 3V Supply
- Custom Options



Parameter	ECT600	
Frequency Range	10.0 to 22.0MHz	Specify
Temperature Stability	+/-2.5ppm -30 <sup>0</sup> to +75 <sup>0</sup> C	
Stability vs Supply	+/-0.3ppm	
Stability vs Load	+/-0.3ppm	
Supply Voltage	+5V +/-5% +3V +/-5%	Specify
Supply Current	2.0mA	
Output Level	1V p-p (min) Vcc +5V <16.0MHz 0.8V p-p (min) Vcc +5V ≥ 16.0MHz 0.7V p-p (min) Vcc +3V	
Output Waveform	Clipped Sine	
Output Load	10KΩ//10pF	
Frequency Adjustment	+/-3ppm min	Internal Trimmer
Aging	+/-1ppm / yr	
Operating Temp	-30 <sup>0</sup> C to +75 <sup>0</sup> C	
Storage Temp	-30 <sup>0</sup> C to +85 <sup>0</sup> C	

Environmental & Mechanical	
Humidity	+40 <sup>0</sup> C +/-2 <sup>0</sup> C 90% RH for 200Hours
Thermal Shock	+85 <sup>0</sup> C for 30 mins -30 <sup>0</sup> C for 30 mins
Vibration	10 - 55Hz 2mm amplitude 2 hours XYZ axis
Soldering Condition	235 +/-5 <sup>0</sup> c 2 Seconds +/-0.5 S



Part Numbering ECT620 Z 19.44 W I

Type \_\_\_\_\_

620 = 6 Pad 630 = 4 Pad

Output \_\_\_\_\_

Z= Clipped Sine

Frequency \_\_\_\_\_

Supply Voltage \_\_\_\_\_

W = 3V X = 5V

Trimmer \_\_\_\_\_

I = Internal

Type	A	B	C	D	E	F	G
ECT620	11.4	9.6	2.0	7.62	1.10	1.0	7.4
ECT630	11.4	9.6	2.0	7.62	1.30	1.0	7.3

Dimensions inmm

Pin	1	2	3	4	5	6
ECT620	GND	GND	O/P	GND	NC	+Vcc

Pin	1	2	3	4
ECT630	NC	GND	O/P	+Vcc

ECM Electronics Limited, Penmaen House, Ashington, West Sussex, RH20 3JR, UK  
Tel: +44(0)1903 892810: Fax: +44(0)1903 892738. Email: ecm@ecmelectronics.co.uk

Although we have attempted to accurately reflect the products we market. ECM reserve the right without prior notice to discontinue any product or make design changes we believe necessary.