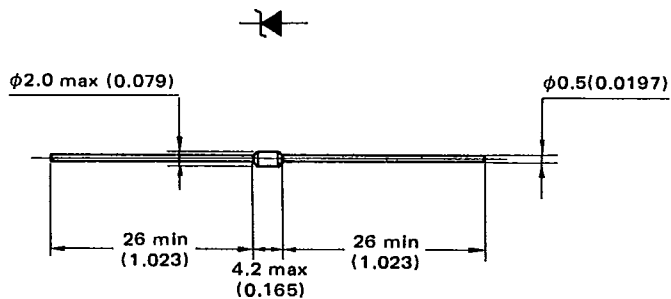


**Zener diodes**  
**500mW, 5 to 35V**  
**EQA02-□**

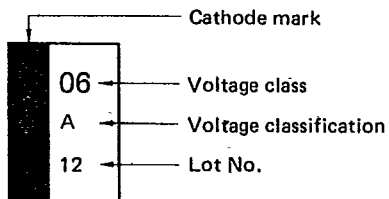
**Maximum ratings**

Max. power dissipation at 25°C	500mW
Continuous allowable junction temperature	-65 to +175°C
Storage temperature	-65 to +175°C
Net weight	0.2g

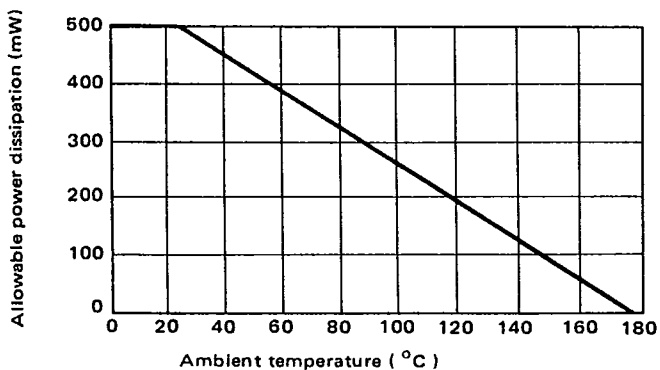
**Dimensions, mm (inch)**



**Marking (Black)**



**Derating curve**



Electrical characteristics

Type		Vzt			Test curr. mA	Max. dynamic impedance				Is leakage curr. @Vs Ta=25°C μA max.	Vs test vtg. V	Temperature coefficient for Vzr %/deg. typ.
		Zener voltage @Izr, Ta=25°C				Zzr @Izr	Izr	Zzk @Izk	Izk			
		V min.	V non.	V max.		ohm	mA	ohm	mA			
EQA02-05	AB	4.55	4.7	4.93	20	30	20	1500	0.5	5	1	+0.01
	CD	4.81	5.0	5.20								
	EF	5.09	5.3	5.55								
EQA02-06	AB	5.45	5.7	5.91	20	20	20	1500	0.5	3	2	+0.03
	CD	5.78	6.0	6.27								
	EF	6.12	6.4	6.63								
EQA02-07	AB	6.49	6.8	7.01	20	15	20	600	0.25	2	3.5	+0.04
	CD	6.85	7.2	7.45								
EQA02-08	AB	7.29	7.7	7.92	20	10	20	500	0.25	1	4	+0.05
	CD	7.78	8.1	8.45								
EQA02-09	AB	8.29	8.7	9.01	20	10	20	500	0.25	1	5	+0.055
	CD	8.83	9.2	9.59								
EQA02-10	AB	9.41	9.8	10.20	20	10	20	500	0.25	1	7	+0.06
	CD	10.18	10.6	11.05								
EQA02-11	AB	10.82	11.3	11.71	10	15	10	500	0.25	1	8	+0.065
	CD	11.44	11.9	12.35								
EQA02-12	AB	12.11	12.7	13.21	10	15	10	500	0.25	1	10	+0.065
EQA02-13	AB	12.99	13.6	14.13	10	20	10	500	0.25	1	11	+0.068
EQA02-14	AB	13.89	14.5	15.09	10	20	10	500	0.25	1	11	+0.07
EQA02-15	AB	14.80	15.4	16.04	10	20	10	500	0.25	1	12	+0.07
EQA02-16	AB	15.69	16.4	17.06	10	20	10	500	0.25	1	12.5	+0.07
EQA02-17	AB	16.82	17.6	18.33	10	25	10	500	0.25	1	13	+0.075
EQA02-18	AB	18.02	18.8	19.59	10	30	10	500	0.25	1	14	+0.075
EQA02-20	AB	19.23	20.2	21.20	5	40	5	500	0.25	1	16	+0.075
EQA02-21	AB	20.64	21.4	22.17	5	40	5	500	0.25	1	17	+0.08
EQA02-22	AB	21.52	22.4	23.18	5	40	5	500	0.25	1	18	+0.08
EQA02-23	AC	22.61	23.7	24.85	5	45	5	500	0.25	1	19	+0.08
EQA02-25	AC	24.26	25.6	26.95	5	45	5	500	0.25	1	20	+0.08
EQA02-28	AC	26.29	27.7	29.13	5	60	5	500	0.25	1	23	+0.08
EQA02-30	AC	28.36	29.8	31.22	5	70	5	500	0.25	1	24	+0.085
EQA02-32	AC	30.32	31.7	33.11	5	80	5	500	0.25	1	27	+0.085
EQA02-33	AC	32.14	33.6	35.13	5	90	5	500	0.25	1	27	+0.085
EQA02-35	AC	34.01	35.6	37.19	5	90	5	500	0.25	1	28	+0.085

The dynamic zener impedance is derived from the 60Hz ac voltage drop which results when an ac current, with (0.1 x Izr) mA rms value is superimposed on IZT.