



# CHENMKO ENTERPRISE CO.,LTD

Lead free devices

## SURFACE MOUNT

### SCHOTTKY DIODE ARRAY

VOLTAGE 40 Volts CURRENT 5 Amperes

**SPL540PT**

PROVISIONAL SPEC.

#### APPLICATION

- \* DC to DC Converters
- \* Switch- Mode Power Supplies
- \* Notebook PC

#### FEATURE

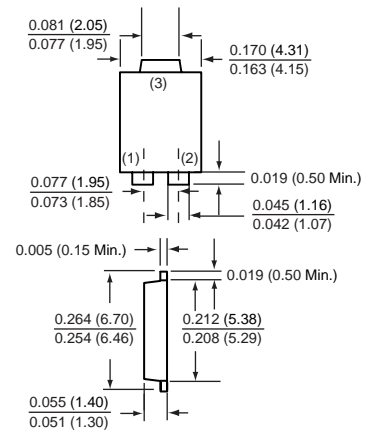
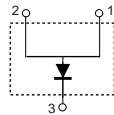
- \* Small Surface Mounting Type. (SMP)
- \* High speed ( $T_{RR}=8.0nSec$  TYP.)
- \* Low Power Loss, High Efficiency .
- \* Low Forward Voltage Drop .
- \* Peak Forward Surge Current Is 100A.
- \* Schottky Diode Array .

#### WEIGHT

#### MARKING

SMP

#### CIRCUIT



Dimensions in inches and (millimeters)

SMP

RATINGS	SYMBOL	SPL540PT	UNITS
Maximum Recurrent Peak Reverse Voltage	$V_{RRM}$	40	Volts
Maximum RMS Voltage	$V_{RMS}$	28	Volts
Maximum DC Blocking Voltage	$V_{DC}$	40	Volts
Maximum Average Forward Rectified Current	$I_O$	5	Amps
Non-Repetitive Peak Forward Surge Current at 8.3 mSec.	$I_{FSM}$	100	Amps
Total Capacitance ( $f=1.0MHz$ , $V_R=4.0VDC$ )	$C_T$	250	pF
Typical Thermal Resistance	$R_{\theta J-S}$	3.2	$^{\circ}C/W$
Maximum Operating Temperature Range	$T_J$	-55 to +125	$^{\circ}C$
Storage Temperature Range	$T_{STG}$	-55 to +150	$^{\circ}C$

#### ELECTRICAL CHARACTERISTICS ( At $T_A = 25^{\circ}C$ unless otherwise noted )

CHARACTERISTICS	SYMBOL	SPL540PT	UNITS
Typ. Forward Voltage @ $I_F=5A$ , $T_S=25^{\circ}C$	$V_F$	0.50	Volts
Maximum Reverse Current @ $V_R=40V$ , $T_S=25^{\circ}C$	$I_R$	0.5	mAmps

## RATING CHARACTERISTIC CURVES ( SPL540PT )

FIG. 1 - FORWARD CHARACTERISTICS

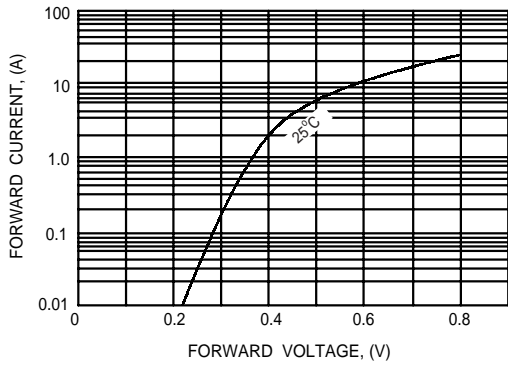


FIG. 2 - REVERSE CHARACTERISTICS

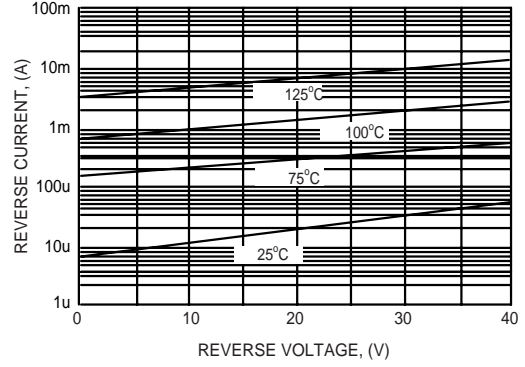


FIG. 3 - TYPICAL JUNCTION CAPACITANCE

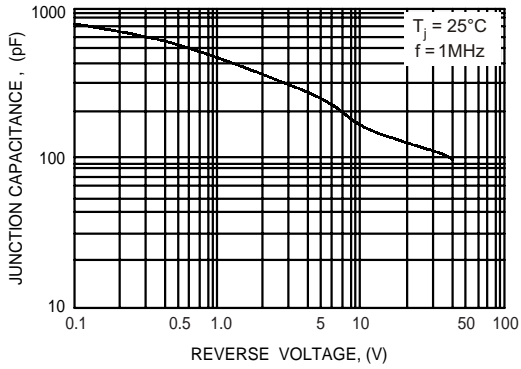


FIG. 4 - TYPICAL FORWARD CURRENT DERATING CURVE

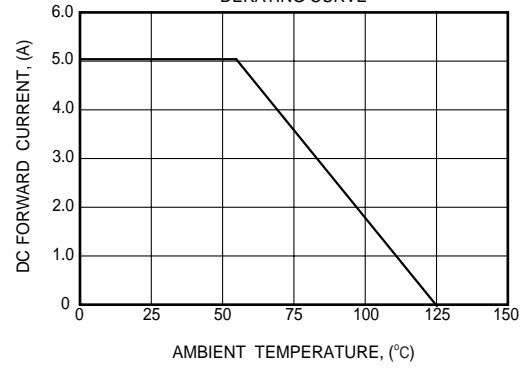


FIG. 5 - MAX. NON-REPETITIVE PEAK FORWARD SURGE CURRENT

