



Micro Commercial Components

Micro Commercial Components  
20736 Marilla Street Chatsworth  
CA 91311  
Phone: (818) 701-4933  
Fax: (818) 701-4939

# MMBT2907AT

## PNP General Purpose Amplifier

### Features

- Capable of 150mWatts of Power Dissipation
- Operating and Storage Junction Temperatures -55°C to 150°C
- Collector Current: -0.6A
- Case Material: Molded Plastic. UL Flammability Classification Rating 94-0 and MSL Rating 1
- Marking: 2F

### Electrical Characteristics @ 25°C Unless Otherwise Specified

Symbol	Parameter	Min	Max	Units
<b>OFF CHARACTERISTICS</b>				
$V_{(BR)CEO}$	Collector-Emitter Breakdown Voltage* ( $I_C=-10\text{mAdc}$ , $I_B=0$ )	-60		Vdc
$V_{(BR)CBO}$	Collector-Base Breakdown Voltage ( $I_C=-10\mu\text{Adc}$ , $I_E=0$ )	-60		Vdc
$V_{(BR)EBO}$	Emitter-Base Breakdown Voltage ( $I_E=-10\mu\text{Adc}$ , $I_C=0$ )	-5.0		Vdc
$I_{CBO}$	Collector Cut-off Current ( $V_{CB}=-50\text{Vdc}$ , $I_E=0$ )		-10	nAdc
$I_{EBO}$	Emitter Cut-off Current ( $V_{EB}=-4\text{Vdc}$ , $I_C=0$ )		-10	nAdc

### ON CHARACTERISTICS

$h_{FE}$	DC Current Gain* ( $I_C=0.1\text{mAdc}$ , $V_{CE}=-10\text{Vdc}$ ) ( $I_C=1.0\text{mAdc}$ , $V_{CE}=-10\text{Vdc}$ ) ( $I_C=10\text{mAdc}$ , $V_{CE}=-10\text{Vdc}$ ) ( $I_C=150\text{mAdc}$ , $V_{CE}=-10\text{Vdc}$ ) ( $I_C=500\text{mAdc}$ , $V_{CE}=-10\text{Vdc}$ )	75 100 100 100 50	300	
$V_{CE(sat)}$	Collector-Emitter Saturation Voltage ( $I_C=-150\text{mAdc}$ , $I_B=-15\text{mAdc}$ ) ( $I_C=-500\text{mAdc}$ , $I_B=-50\text{mAdc}$ )		-0.4 -1.6	Vdc
$V_{BE(sat)}$	Base-Emitter Saturation Voltage ( $I_C=-150\text{mAdc}$ , $I_B=-15\text{mAdc}$ ) ( $I_C=-500\text{mAdc}$ , $I_B=-50\text{mAdc}$ )		-1.3 -2.6	Vdc

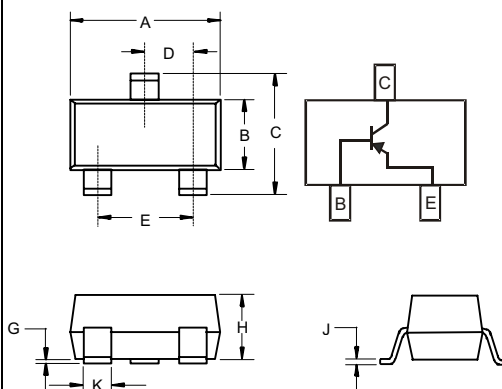
### SMALL-SIGNAL CHARACTERISTICS

$f_T$	Current Gain-Bandwidth Product ( $I_C=2\text{mAdc}$ , $V_{CE}=-12\text{Vdc}$ , $f=30\text{MHz}$ )	140(Typ.)		MHz
$C_{cbo}$	Output Capacitance ( $V_{CB}=-12\text{Vdc}$ , $I_E=0$ , $f=100\text{kHz}$ )	5.0		pF

### SWITCHING CHARACTERISTICS

$T_{on}$	Turn-on Time	( $V_{CC}=-30\text{Vdc}$ , $I_C=-150\text{mAdc}$ , $I_{B1}=-15\text{mAdc}$ )	45	ns
$t_d$	Delay Time		10	ns
$t_r$	Rise Time		40	ns
$t_{off}$	Turn-off Time	( $V_{CC}=-6\text{Vdc}$ , $I_C=-150\text{mAdc}$ $I_{B1}=I_{B2}=-15\text{mAdc}$ )	100	ns
$t_s$	Storage Time		80	ns
$t_f$	Fall Time		30	ns

### SOT-523



DIM	DIMENSIONS				NOTE
	INCHES		MM		
A	.059	.067	1.50	1.70	
B	.030	.033	0.75	0.85	
C	.057	.069	1.45	1.75	
D	.020 Nominal		0.50 Nominal		
E	.035	.043	0.90	1.10	
G	.000	.004	.000	.100	
H	.028	.031	.70	0.80	
J	.004	.008	.100	.200	
K	.010	.014	.25	.35	

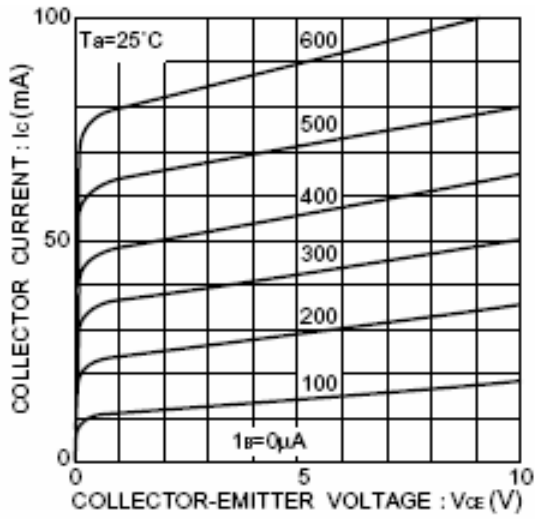


Fig.1 Grounded emitter output characteristics

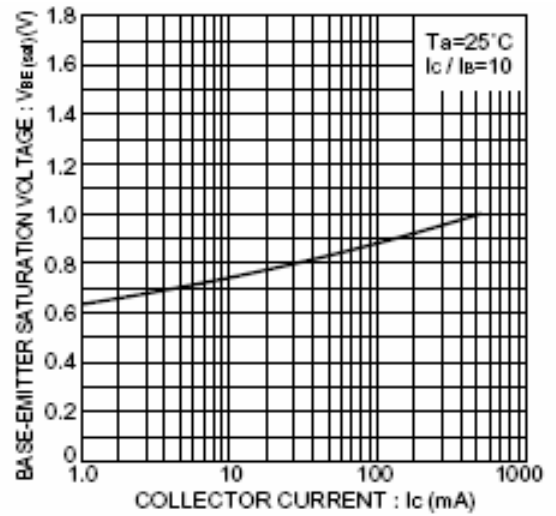


Fig.2 Base-emitter saturation voltage vs. collector current

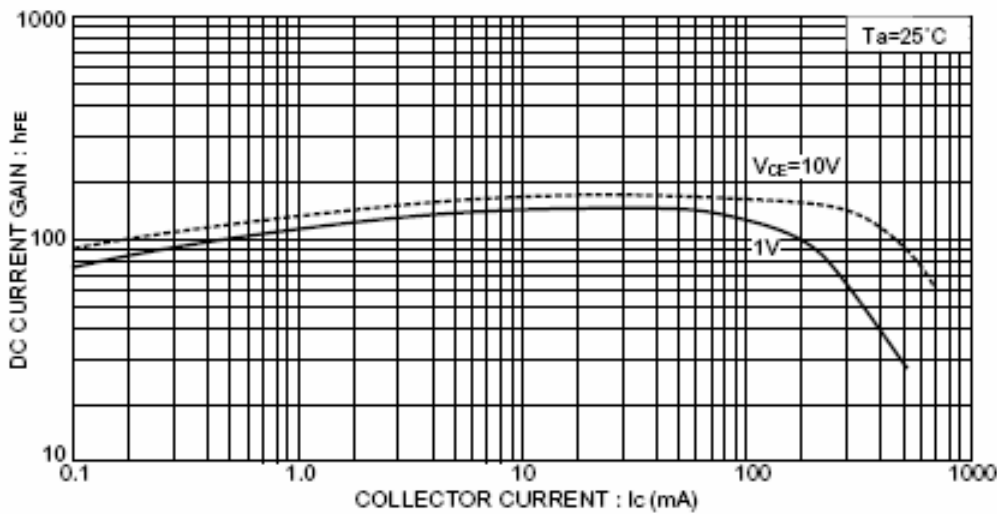


Fig.3 DC current gain vs. collector current (I)



Micro Commercial Components

## Ordering Information

Device	Packing
(Part Number)-TP	Tape&Reel;3Kpcs/Reel

### \*\*\*IMPORTANT NOTICE\*\*\*

*Micro Commercial Components Corp.* reserves the right to make changes without further notice to any product herein to make corrections, modifications, enhancements, improvements, or other changes. *Micro Commercial Components Corp.* does not assume any liability arising out of the application or use of any product described herein; neither does it convey any license under its patent rights, nor the rights of others. The user of products in such applications shall assume all risks of such use and will agree to hold *Micro Commercial Components Corp.* and all the companies whose products are represented on our website, harmless against all damages.

### \*\*\*APPLICATIONS DISCLAIMER\*\*\*

Products offer by *Micro Commercial Components Corp.* are not intended for use in Medical, Aerospace or Military Applications.