

PLEASE CHECK WWW.MOLEX.COM FOR LATEST PART INFORMATION

Part Number: **0482026045**

Status: **Active**

Description: D-Subminiature Shielded I/O PCB Male Plug, Right Angle, Through Hole, 9 Circuits, #4-40 Flush Insert, 2 M2.6 Inner Thread Screw Assembled, 0.76 µm (30µ") Gold (Au) Plating, PCB Thickness 1.60mm (.063"), Lead Free

Documents:

[3D Model](#)

[Drawing \(PDF\)](#)

[RoHS Certificate of Compliance \(PDF\)](#)

General

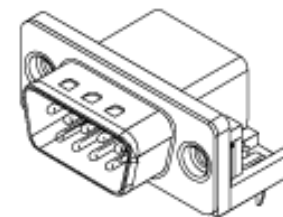
Product Family	I/O Connectors
Series	<u>48202</u>
Application	Wire-to-Board
Comments	Shell: Steel
Component Type	Plug
Product Name	D-Sub
Type	N/A

Physical

Boot Color	N/A
Circuits (Loaded)	9
Circuits (maximum)	9
Gender	Male
Lock to Mating Part	Yes
Material - Plating Mating	Gold
Material - Plating Termination	Tin
Number of Rows	2
Orientation	Right Angle
PC Tail Length (in)	0.125 In
PC Tail Length (mm)	3.18 mm
PCB Locator	No
PCB Retention	Yes
PCB Thickness Recommended (in)	0.063 In
PCB Thickness Recommended (mm)	1.60 mm
Packaging Type	Tray
Panel Mount	Yes
Pitch - Mating Interface (in)	0.054 In, 0.109 In
Pitch - Mating Interface (mm)	1.38 mm, 2.77 mm
Pitch - Term. Interface (in)	0.054 In, 0.109 In
Pitch - Term. Interface (mm)	1.38 mm, 2.77 mm
Plating min: Mating (µin)	30
Plating min: Mating (µm)	0.75
Plating min: Termination (µin)	100
Plating min: Termination (µm)	2.54
Polarized to Mating Part	Yes
Polarized to PCB	Yes
Ports	1
Surface Mount Compatible (SMC)	No
Temperature Range - Operating	-55°C to +85°C
Termination Interface: Style	Through Hole
Waterproof / Dustproof	No
Wire Size AWG	N/A

Electrical

Current - Maximum per Contact	1A
-------------------------------	----



Series

image - Reference only

EU RoHS

**ELV and RoHS
Compliant**

REACH SVHC

Not Reviewed

Halogen-Free

Status

Not Reviewed

China RoHS



**Need more information on product
environmental compliance?**

Email productcompliance@molex.com
For a multiple part number RoHS Certificate of
Compliance, [click here](#)

Please visit the [Contact Us](#) section for any
non-product compliance questions.

Search Parts in this Series

48202Series

Mates With

48201

Shield Type
Shielded
Voltage - Maximum

Full Shield
Yes
300V DC

Material Info

Reference - Drawing Numbers

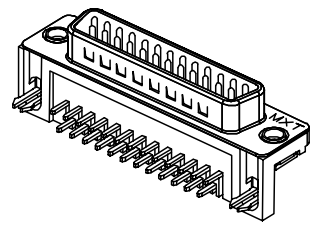
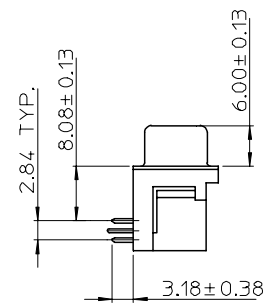
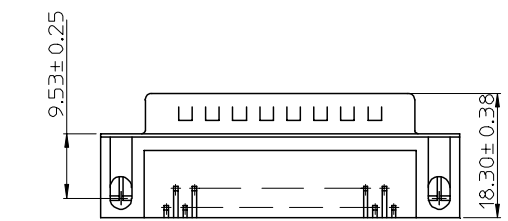
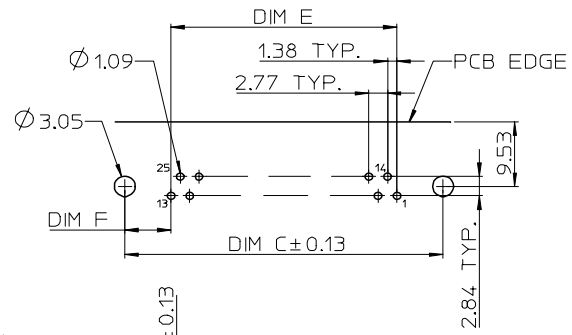
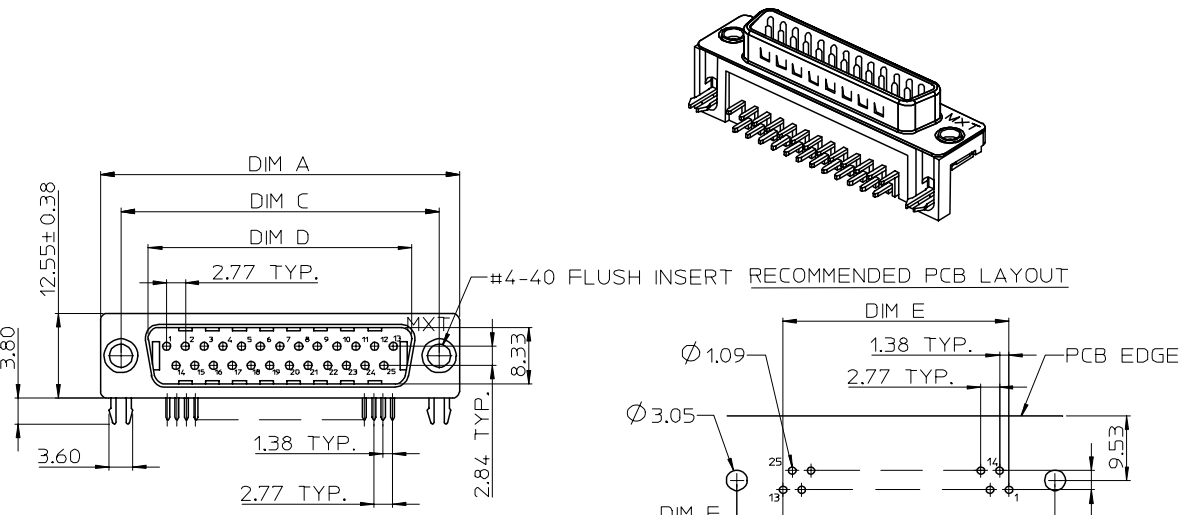
Sales Drawing

SD-48202-001

This document was generated on 04/02/2010

PLEASE CHECK WWW.MOLEX.COM FOR LATEST PART INFORMATION

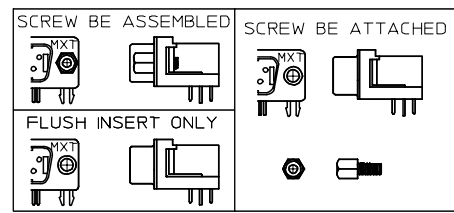
10 9 8 7 6 5 4 3 2 1



NOTE:
 1.MATERIAL:
 HOUSING: POLYESTER GLASS FILLED,UL94-V0,
 COLOR:BLACK
 TERMINAL: BRASS
 METAL SHELL: SPCC
 BOARD LOCK: BRASS
 SCREW: BRASS
 2.PLATING:
 TERMINAL:
 CONTACT AREA: SEE PART NUMBER LEGEND
 SOLDER TAIL: TIN(Sn),THICKNESS=100 MICREINCH MIN/2.54 MICROMETER MIN.
 UNDER PLATE: NICKEL(Ni),THICKNESS=50 MICROINCH MIN/1.27 MICROMETER MIN.
 METAL SHELL:TIN(Sn),THICKNESS=100 MICREINCH MIN/2.54 MICROMETER MIN.
 UNDER PLATE: COPPER(Cu),THICKNESS=50 MICROINCH MIN/1.27 MICROMETER MIN.
 BOARD LOCK: TIN (Sn),THICKNESS=100 MICREINCH MIN/2.54 MICROMETER MIN.
 SCREW: NICKEL(Ni),THICKNESS=50 MICROINCH MIN/1.27 MICROMETER MIN.
 3.RECOMMENDED PCB THICKNESS: 1.60+/-0.05mm
 4.PRODUCT SPECIFICATION: REFER TO PS-48201-001
 5.TEST SUMMARY: REFER TO TS-48202-001
 6.PACKAGING SPECIFICATION: REFER TO PK-48201-001
 7.LEAD FREE AND ROHS COMPLIANCE PRODUCT

PART NUMBER LEGEND

CKT SIZE	PLATING	SCREW OPTION
48202-6	*	*
	0:9	1:2 PCS #4-40 ROUND INNER THREAD SCREW RIVETTED
	1:15	2:FLUSH INSERT ONLY
	3:25	3:2 PCS #4-40 HEX INNER THREAD SCREW ASSEMBLED
	4:37	4:2 PCS M2.6 INNER THREAD SCREW ASSEMBLED
		5:2 PCS M3 INNER THREAD SCREW ASSEMBLED
		6:2 PCS #4-40 HEX INNER THREAD SCREW ATTACHED
		7:2 PCS M2.6 INNER THREAD SCREW ATTACHED
		8:2 PCS M3 INNER THREAD SCREW ATTACHED
		4:30 MICRO INCH MINIMUM GOLD IN CONTACT AREA
		5:15 MICRO INCH MINIMUM GOLD IN CONTACT AREA
		6:GOLD FLASH IN CONTACT AREA



CKT SIZE	DIM A	DIM C	DIM D	DIM E	DIM F
9	30.81	24.99	16.92	11.07	6.96
15	39.14	33.32	25.25	19.38	6.97
25	53.04	47.04	38.96	33.22	6.91
37	69.32	63.50	55.45	49.83	6.84

PER EWR 2007-0013 EC NO: SH2007-0097 DRWN:ALLIN CHKD: APPR:WWSCHANG	2006/09/18 2006/09/18 2006/09/18	DESCRIPTION REV	QUALITY SYMBOLS	GENERAL TOLERANCES (UNLESS SPECIFIED)	DIMENSION STYLE	SCALE	DESIGN UNITS	THIRD ANGLE PROJECTION		
			$\nabla=0$ $\triangle=0$	mm INCH 4 PLACES ± --- ± --- 3 PLACES ± --- ± --- 2 PLACES ± 0.25 ± --- 1 PLACE ± 0.25 ± --- ANGULAR ± 3 °	MM/IN	DRAWN BY: LINDA DATE: 2005/04/26 CHECKED BY: ALL IN DATE: 2005/04/26 APPROVED BY: WWSCHANG DATE: 2005/04/26	TITLE: STANDARD D-SUB MALE TYPE FORK BOARD LOCK	MOLEX INCORPORATED	DOCUMENT NO. SD-48202-001	SHEET NO. 1 OF 1
			DRAFT WHERE APPLICABLE MUST REMAIN WITHIN DIMENSIONS	SEE NOTES	THIS DRAWING CONTAINS INFORMATION THAT IS PROPRIETARY TO MOLEX INCORPORATED AND SHOULD NOT BE USED WITHOUT WRITTEN PERMISSION					

9 8 7 6 5 4 3 2 1