

PLEASE CHECK WWW.MOLEX.COM FOR LATEST PART INFORMATION

Part Number: **0194351013**
Status: **Active**
Overview: mx150l sealed connector system
Description: MX150L™ 10 Circuit Rear Mount Flange Plug for 14-16 AWG Wire, without Gasket

Documents:

[3D Model](#) [RoHS Certificate of Compliance \(PDF\)](#)
[Drawing \(PDF\)](#)

General

Product Family	Crimp Housings
Series	<u>19435</u>
Comments	Mat Seal is Blue
Overview	<u>mx150l sealed connector system</u>
Product Literature Order No	987650-2181
Product Name	MX150L™

Physical

Circuits (maximum)	10
Gender	Male
Glow-Wire Compliant	No
Lock to Mating Part	Yes
Number of Rows	2
Packaging Type	Bag
Panel Mount	Yes
Pitch - Mating Interface (in)	0.230 In
Pitch - Mating Interface (mm)	5.84 mm
Polarized to Mating Part	Yes
Stackable	No
Temperature Range - Operating	-40°C to +125°C

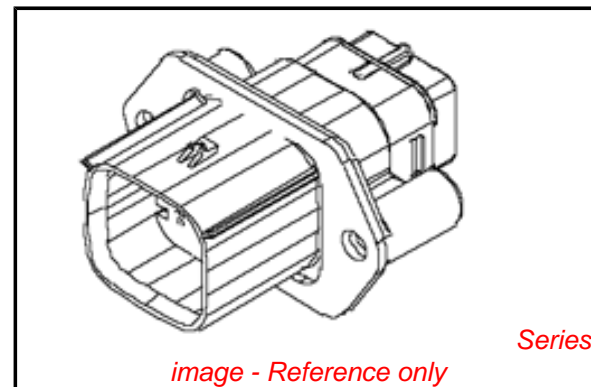
Electrical

Current - Maximum per Contact	18A
-------------------------------	-----

Material Info

Reference - Drawing Numbers

Packaging Specification	PK-19435-001
Sales Drawing	SD-19435-010



EU RoHS

ELV and RoHS Compliant
REACH SVHC
 Not Reviewed
Halogen-Free
Status
Not Reviewed

China RoHS



Need more information on product environmental compliance?

Email productcompliance@molex.com
 For a multiple part number RoHS Certificate of Compliance, [click here](#)

Please visit the [Contact Us](#) section for any non-product compliance questions.

Search Parts in this Series

19435Series

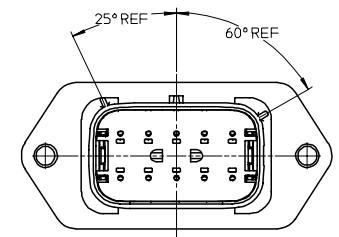
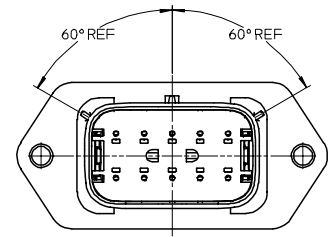
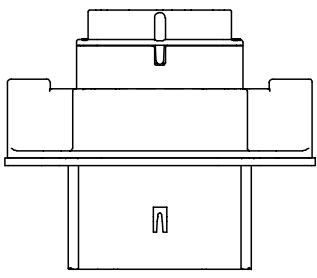
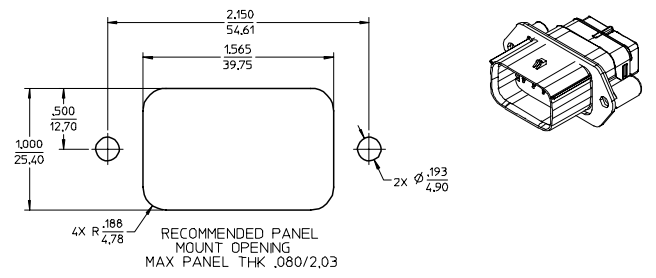
Mates With

19418

Use With

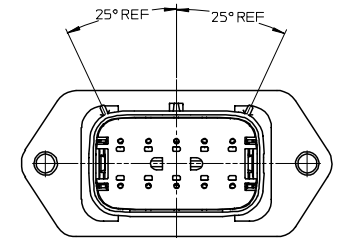
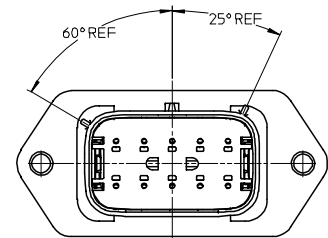
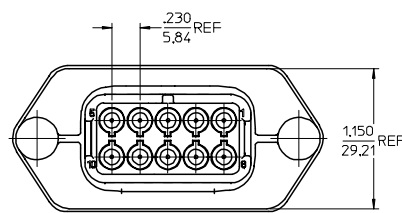
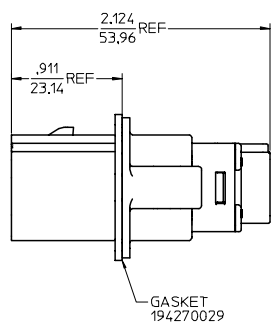
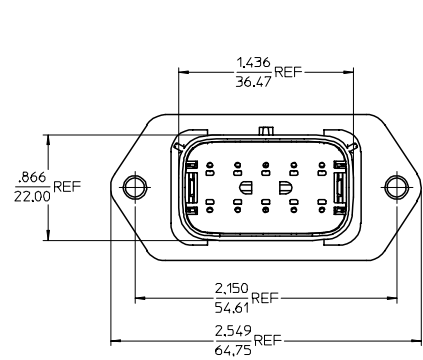
19417 Male Crimp Terminals

MATERIAL NUMBER	WIRE GAGE	GASKET	KEYING OPTION	COLOR
194351011	16-14	YES	A	BLACK
194351012	22-18	YES	A	BLACK
194351013	16-14	NO	A	BLACK
194351014	22-18	NO	A	BLACK
194351016	16-14	YES	B	GRAY
194351017	22-18	YES	B	GRAY
194351018	16-14	NO	B	GRAY
194351019	22-18	NO	B	GRAY
194351021	16-14	YES	C	BROWN
194351022	22-18	YES	C	BROWN
194351023	16-14	NO	C	BROWN
194351024	22-18	NO	C	BROWN
194351026	16-14	YES	D	GREEN
194351027	22-18	YES	D	GREEN
194351028	16-14	NO	D	GREEN
194351029	22-18	NO	D	GREEN



KEY A

KEY B



KEY C

KEY D

NOTES:

1. MATERIALS:
HOUSING: POLYESTER (PBT), GLASS FILLED, UL94 V-0,
COLOR: SEE CHART.
SEAL & GASKET: SILICONE RUBBER.
2. PRODUCT SPECIFICATION: PS-19417-001.
3. PACKAGING SPECIFICATION: PK-19419-001.
4. MATES WITH: 19418 SERIES RECEPTACLE ASSEMBLIES.
5. RECOMMENDED MOUNTING HARDWARE: (2) #10 X .62/18.9 LONG PLASTIC
THREAD CUTTING SCREWS, RECOMMENDED TORQUE 15-17 IN-LBS.
SUGGESTED SOURCE: ITW SHAKEPROOF INDUSTRIAL BOSSCREW OR EQUIVALENT.

NEW PRODUCT IEC NO: ETC2005-0228 DRAWN: JPWL/CKI 2005/06/28 CHKCD: JPWL/CKI 2005/06/28 APPR: RDEROSS 2005/06/28	QUALITY SYMBOLS	GENERAL TOLERANCES (UNLESS SPECIFIED)	DIMENSION STYLE		SCALE	DESIGN UNITS	THIRD ANGLE PROJECTION														
	$\nabla=0$ $\nabla=0$	<table border="1"> <thead> <tr> <th></th> <th>mm</th> <th>INCH</th> </tr> </thead> <tbody> <tr> <td>4 PLACES</td> <td>± .15</td> <td>± .005</td> </tr> <tr> <td>3 PLACES</td> <td>± .15</td> <td>± .005</td> </tr> <tr> <td>2 PLACES</td> <td>± 0.38</td> <td>± .015</td> </tr> <tr> <td>1 PLACE</td> <td>± .38</td> <td>± .015</td> </tr> </tbody> </table>		mm	INCH	4 PLACES	± .15	± .005	3 PLACES	± .15	± .005	2 PLACES	± 0.38	± .015	1 PLACE	± .38	± .015	IN/MM	2:1	INCH	
		mm	INCH																		
	4 PLACES	± .15	± .005																		
3 PLACES	± .15	± .005																			
2 PLACES	± 0.38	± .015																			
1 PLACE	± .38	± .015																			
	ANGULAR ± 2 °	DRAWN BY: JPWL/CKI CHECKED BY: DATE APPROVED BY: DATE RDEROSS 02/11/05	DATE: 02/09/05 DATE: 02/10/05 DATE: 02/11/05	TITLE: 10 WAY SEALED PLUG PANEL MOUNT ASSEMBLY, 22-14 AWG, A-D POLARIZATION MOLEX INCORPORATED																	
	DRAFT WHERE APPLICABLE MUST REMAIN WITHIN DIMENSIONS	SEE CHART	MATERIAL NO.	DOCUMENT NO.	SHEET NO.																
				SD-19435-010	1 OF 1																