

**PLEASE CHECK WWW.MOLEX.COM FOR LATEST PART INFORMATION**

**Part Number:** [0482036362](#)  
**Status:** **Active**  
**Description:** High Density, DDC Compatible D-Subminiature Shielded I/O PCB Female Receptacle, Right Angle, Through Hole, 44 Circuits, Flush Insert only, Black Housing, Overall Gold (Au) Flash Plating, Lead Free

**Documents:**

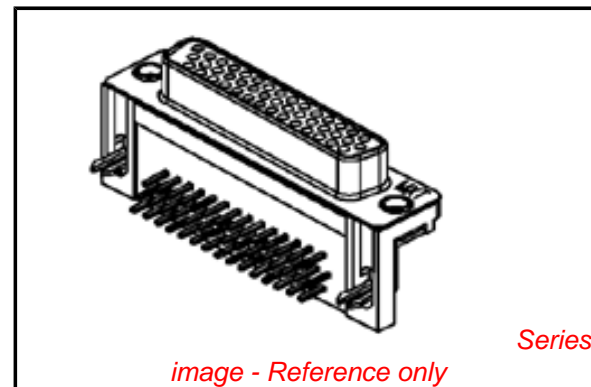
[3D Model](#) [Product Specification PS-48203-001 \(PDF\)](#)  
[Drawing \(PDF\)](#) [RoHS Certificate of Compliance \(PDF\)](#)

**General**

Product Family	I/O Connectors
Series	<a href="#">48203</a>
Application	Wire-to-Board
Component Type	Receptacle
Product Name	D-Sub
Type	N/A

**Physical**

Boot Color	N/A
Circuits (Loaded)	44
Circuits (maximum)	44
Color - Resin	Black
Durability (mating cycles max)	600
Gender	Receptacle
Lock to Mating Part	No
Material - Metal	Phosphor Bronze
Material - Plating Mating	Gold
Material - Plating Termination	Tin
Material - Resin	Polyester
Number of Rows	3
Orientation	Right Angle
PC Tail Length (in)	0.138 In
PC Tail Length (mm)	3.50 mm
PCB Locator	Yes
PCB Retention	Yes
PCB Thickness Recommended (in)	0.063 In
PCB Thickness Recommended (mm)	1.60 mm
Packaging Type	Tray
Panel Mount	Yes
Pitch - Mating Interface (in)	0.090 In
Pitch - Mating Interface (mm)	2.29 mm
Pitch - Term. Interface (in)	0.090 In
Pitch - Term. Interface (mm)	2.29 mm
Plating min: Mating (µin)	2
Plating min: Mating (µm)	0.05
Plating min: Termination (µin)	100
Plating min: Termination (µm)	2.54
Polarized to Mating Part	Yes
Polarized to PCB	Yes
Ports	1
Surface Mount Compatible (SMC)	No
Temperature Range - Operating	-40°C to +85°C
Termination Interface: Style	Through Hole
Waterproof / Dustproof	No
Wire Size AWG	N/A



*image - Reference only*

**EU RoHS**

**ELV and RoHS  
Compliant**  
**REACH SVHC**  
 Not Reviewed  
**Halogen-Free  
Status**

**China RoHS**



**Not Reviewed**

**Need more information on product  
environmental compliance?**

Email [productcompliance@molex.com](mailto:productcompliance@molex.com)  
 For a multiple part number RoHS Certificate of Compliance, [click here](#)

Please visit the [Contact Us](#) section for any non-product compliance questions.

**Search Parts in this Series**  
[48203Series](#)

**Electrical**

Current - Maximum per Contact	1A
Grounding to Panel	Press-Fit
Shield Type	Full Shield
Shielded	Yes
Voltage - Maximum	300V DC

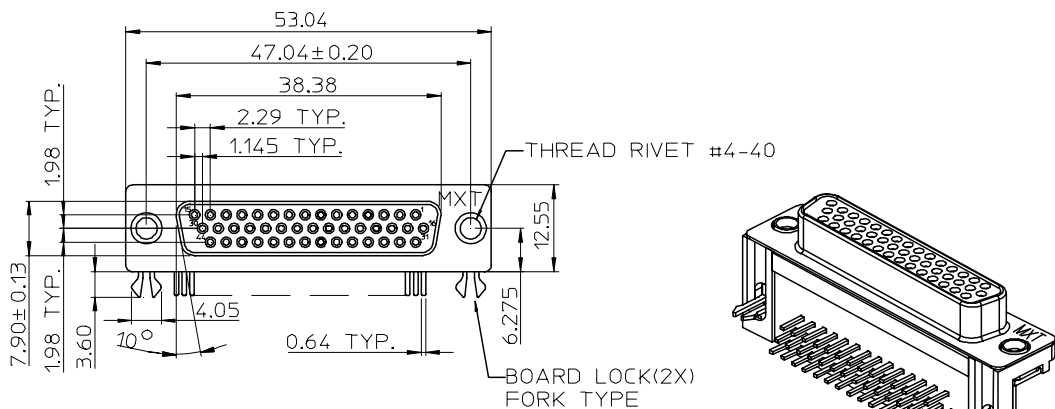
**Material Info****Reference - Drawing Numbers**

Product Specification	PS-48203-001
Sales Drawing	SD-48203-003

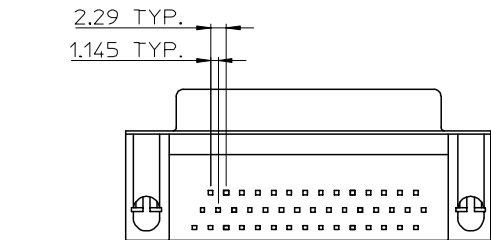
This document was generated on 03/31/2010

**PLEASE CHECK [WWW.MOLEX.COM](http://WWW.MOLEX.COM) FOR LATEST PART INFORMATION**

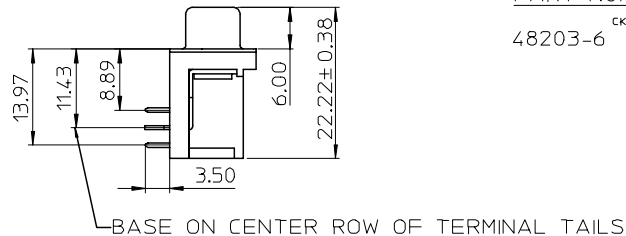
10 9 8 7 6 5 4 3 2 1



NOTES:  
 1.MATERIAL:  
 HOUSING: POLYESTER GLASS FILLED,UL94-V0.COLOR:BLACK  
 TERMINAL: PHOSPHOR BRONZE  
 METAL SHELL: SPCC  
 BOARD LOCK: BRASS  
 SCREW: BRASS  
 2.PLATING:  
 TERMINAL:  
 CONTACT AREA: SEE PART NUMBER LEGEND  
 SOLDER TAIL: TIN(Sn),THICKNESS=100 MICREINCH MIN/2.54 MICROMETER MIN.  
 UNDER PLATE: NICKEL(Ni),  
 METAL SHELL: TIN(Sn),THICKNESS=100 MICREINCH MIN/2.54 MICROMETER MIN.  
 UNDER PLATE: COPPER(Cu),  
 BOARD LOCK: TIN (Sn), THICKNESS=50 MICREINCH MIN/1.27 MICROMETER MIN.  
 SCREW: NICKEL(Ni),  
 3.RECOMMANDED PCB THICKNESS: 1.60+/-0.05mm  
 4.PRODUCT SPECIFICATION: REFER TO PS-48203-001  
 5.TEST SUMMARY: REFER TO TS-48203-003.  
 6.PACKAGING SPECIFICATION: REFER TO PK-48203-001  
 7.LEAD FREE AND ROHS COMPLIANCE PRODUCT



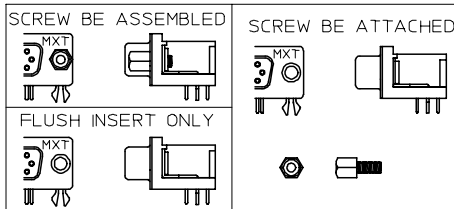
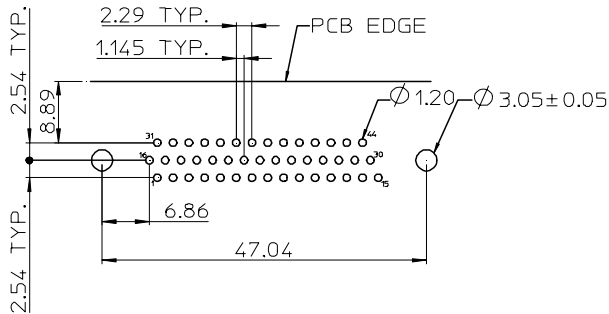
RECOMMENDED PCB LAYOUT



PART NUMBER LEGEND

48203-6 3 \* \*

- 2:FLUSH INSERT ONLY
- 3:2 PCS #4-40 INNER THREAD SCREW ASSEMBLED
- 4:2 PCS M2.6 INNER THREAD SCREW ASSEMBLED
- 5:2 PCS M3 INNER THREAD SCREW ASSEMBLED
- 6:2 PCS #4-40 INNER THREAD SCREW ATTACHED
- 7:2 PCS M2.6 INNER THREAD SCREW ATTACHED
- 8:2 PCS M3 INNER THREAD SCREW ATTACHED
- 9:2 PCS #4-40 INNER THREAD SCREW ASSEMBLED WITH EPOXY FIXED (EPOXY BONDAGE STRENGTH SPEC.:2.5 kg-cm MIN., MEASURED AT BROKEN POINT)
- 4:30 MICRO INCH MINIMUM GOLD IN CONTACT AREA
- 5:15 MICRO INCH MINIMUM GOLD IN CONTACT AREA
- 6:GOLD FLASH ALL OVER
- 7:GOLD FLASH IN CONTACT AREA



L/F FOR 89263-63** EC NO: SH2006-0340 DRW:ALLIN 2006/01/25 CHKD: 2006/01/26 APPR:WMSCHANG 2006/01/26	QUALITY SYMBOLS	GENERAL TOLERANCES (UNLESS SPECIFIED)	DIMENSION STYLE	SCALE	DESIGN UNITS	THIRD ANGLE PROJECTION	
	▽=0 ▽=0	mm INCH	MM ONLY		METRIC		
		4 PLACES ± --- ± --- 3 PLACES ± --- ± --- 2 PLACES ± 0.25 ± --- 1 PLACE ± 0.25 ± --- ANGULAR ± 3 °	DRAWN BY DATE LINDA 2006/01/04 CHECKED BY DATE ALLEN LIN 2006/01/05 APPROVED BY DATE WILSON CHANG 2006/01/05	TITLE			
		DRAFT WHERE APPLICABLE MUST REMAIN WITHIN DIMENSIONS	SEE NOTES	HI-DENSITY 44 CKT D-SUB WITH FORK BOARD LOCK (LEAD FREE VERSION)	MOLEX INCORPORATED		
A	REV		MATERIAL NO.	DOCUMENT NO.	SHEET NO.		
			SD-48203-003	1 OF 1			

9 8 7 6 5 4 3 2 1