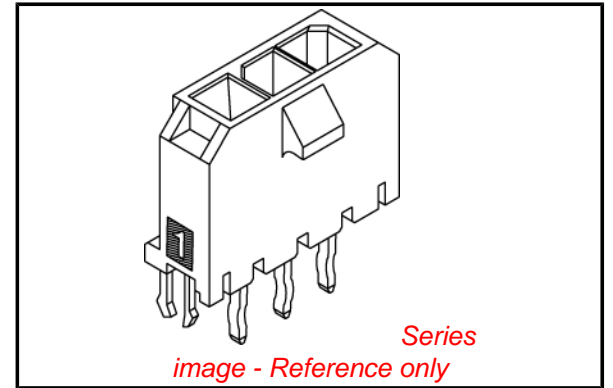


**PLEASE CHECK WWW.MOLEX.COM FOR LATEST PART INFORMATION**

**Part Number:** **0436501218**  
**Status:** **Active**  
**Overview:** microfit\_30  
**Description:** 3.00mm (.118") Pitch Micro-Fit 3.0™ Header, Surface Mount Compatible, Single Row, Vertical, with Press-fit Metal Retention Clip, 12 Circuits, Tin (Sn) Plating, Glow Wire Compatible

**Documents:**

<a href="#">3D Model</a>	<a href="#">Product Specification PS-43650 (PDF)</a>
<a href="#">Packaging Specification (PDF)</a>	<a href="#">RoHS Certificate of Compliance (PDF)</a>
<a href="#">Drawing (PDF)</a>	



**Agency Certification**

CSA	LR19980
TUV	R72081037
UL	E29179

**General**

Product Family	PCB Headers
Series	<u>43650</u>
Application	Wire-to-Board
Comments	High Temperature Square Pin Offset Through Hole Mounting Solder Type
Overview	<u>microfit_30</u>
Product Literature Order No	USA-106
Product Name	Micro-Fit 3.0™

**Physical**

Breakaway	No
Circuits (Loaded)	12
Circuits (maximum)	12
Color - Resin	Black
Durability (mating cycles max)	30
Flammability	94V-0
Glow-Wire Compliant	Yes
Mated Height (in)	0.680 In
Mated Height (mm)	17.27 mm
Material - Metal	Brass
Material - Plating Mating	Tin
Material - Plating Termination	Tin
Material - Resin	High Temperature Thermoplastic
Number of Rows	1
Orientation	Vertical
PCB Locator	Yes
PCB Retention	Yes
PCB Thickness Recommended (in)	0.062 In
PCB Thickness Recommended (mm)	1.60 mm
Packaging Type	Tray
Pitch - Mating Interface (in)	0.118 In
Pitch - Mating Interface (mm)	3.00 mm
Plating min: Mating (µin)	100
Plating min: Mating (µm)	2.5
Plating min: Termination (µin)	100
Plating min: Termination (µm)	2.5
Polarized to PCB	Yes
Shrouded	Fully

**EU RoHS**

**ELV and RoHS Compliant**  
**REACH SVHC Contains SVHC: No**  
**Halogen-Free Status**

**China RoHS**



**Not Reviewed**

**Need more information on product environmental compliance?**

Email [productcompliance@molex.com](mailto:productcompliance@molex.com)  
 For a multiple part number RoHS Certificate of Compliance, [click here](#)

Please visit the [Contact Us](#) section for any non-product compliance questions.

**Search Parts in this Series**

[43650Series](#)

**Mates With**

[43645 Micro-Fit 3.0™ Receptacle Housing](#)

Stackable	No
Surface Mount Compatible (SMC)	Yes
Temperature Range - Operating	-40°C to +105°C
Termination Interface: Style	Through Hole - Kinked Pin

### **Electrical**

Current - Maximum per Contact	5A
Voltage - Maximum	250V

### **Solder Process Data**

Duration at Max. Process Temperature (seconds)	30
Lead-free Process Capability	SMC & Wave Capable (TH only)
Max. Cycles at Max. Process Temperature	3
Process Temperature max. C	260

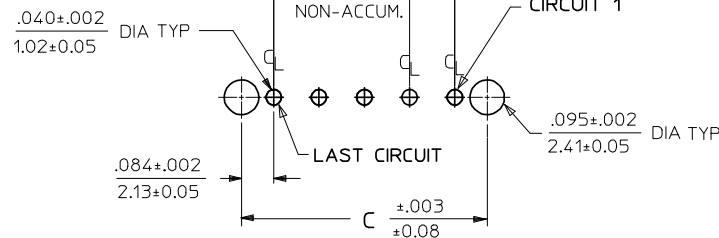
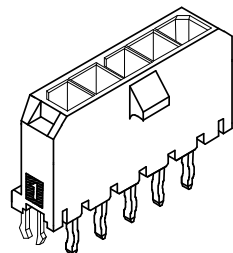
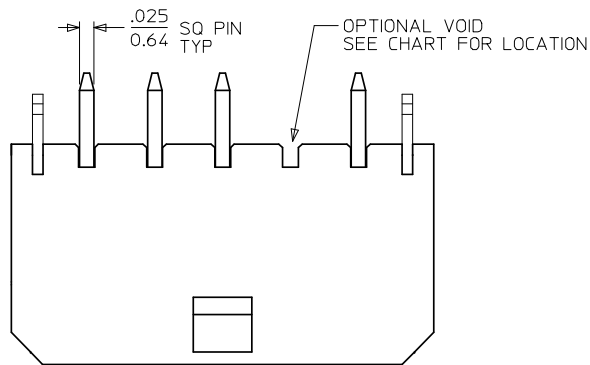
### **Material Info**

#### **Reference - Drawing Numbers**

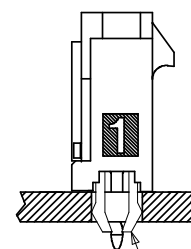
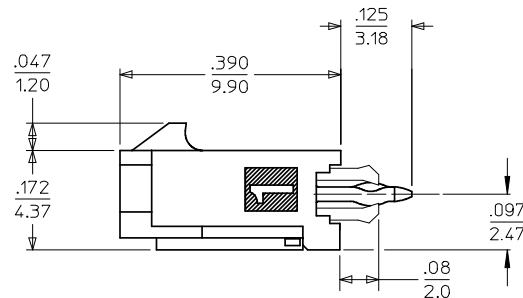
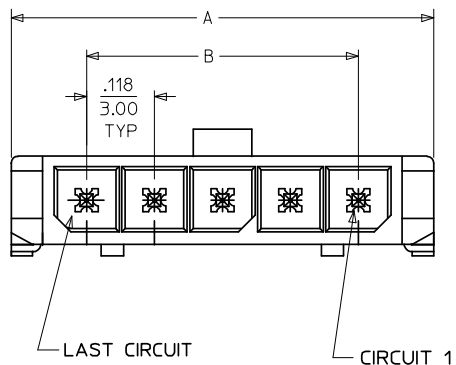
Packaging Specification	PK-70873-0811
Product Specification	PS-43650
Sales Drawing	SD-43650-007

This document was generated on 05/24/2010

**PLEASE CHECK [WWW.MOLEX.COM](http://WWW.MOLEX.COM) FOR LATEST PART INFORMATION**



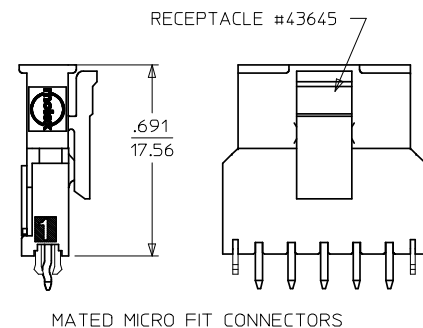
PCB LAYOUT: COMPONENT SIDE  
RECOMMENDED PCB THICKNESS: .062/157



PRESS FIT RETENTION CLIP

CKTS	DIM A	DIM B	DIM C
2	.380 9.65	.118 3.00	.287 7.30
3	.498 12.65	.236 6.00	.405 10.30
4	.616 15.65	.354 9.00	.524 13.30
5	.734 18.64	.472 12.00	.642 16.30
6	.852 21.64	.591 15.00	.760 19.30
7	.970 24.64	.709 18.00	.878 22.30
8	1.088 27.64	.827 21.00	.996 25.30
9	1.206 30.63	.945 24.00	1.114 28.30
10	1.325 33.66	1.063 27.00	1.232 31.30
11	1.443 36.65	1.181 30.00	1.350 34.30
12	1.561 39.65	1.299 33.00	1.469 37.30

CKTS	FINISH A		FINISH B		FINISH C	
	MATERIAL NO:	VOID CKT	MATERIAL NO:	VOID CKT	MATERIAL NO:	VOID CKT
02	43650-0218		43650-0219		43650-0220	
03	43650-0318		43650-0319		43650-0320	
04	43650-0418		43650-0419		43650-0420	
05	43650-0518		43650-0519		43650-0520	
06	43650-0618		43650-0619		43650-0620	
07	43650-0718		43650-0719		43650-0720	
08	43650-0818		43650-0819		43650-0820	
09	43650-0918		43650-0919		43650-0920	
10	43650-1018		43650-1019		43650-1020	
11	43650-1118		43650-1119		43650-1120	
12	43650-1218		43650-1219		43650-1220	
03	43650-0331	02				
04	43650-1431	2,3	43650-0436	2,3		
05	43650-1531	2,3,4				
06			43650-0636	2,3,4,5		



MATED MICRO FIT CONNECTORS

NOTES:

- HOUSING MATERIAL: LIQUID CRYSTAL POLYMER, GLASS FILLED, UL94V-0, COLOR: BLACK  
TERMINAL MATERIAL: BRASS ALLOY
- FINISH:  
A = .000100/(0.00254) MIN. BRIGHT TIN OVER  
.000050/(0.00127) MIN. NICKEL  
B = .000015/(0.00038) MIN. SELECT GOLD IN CONTACT AREA  
.000100/(0.00254) MIN. SELECT MATTE TIN ON SOLDER TAILS  
BOTH OVER .000050/(0.00127) NICKEL OVERALL  
C = .000030/(0.00076) MIN. SELECT GOLD IN CONTACT AREA  
.000100/(0.00254) MIN. SELECT MATTE TIN ON SOLDER TAILS  
BOTH OVER .000050/(0.00127) NICKEL OVERALL  
\* THE PRIMARY SHIPPING CARTON WILL BE LABELED "COMPLIANT TO RoHS DIRECTIVE 2002/95/EC AND ELV ANNEX II OF DIRECTIVE 2000/53/EC." CARTONS WITHOUT THIS LABEL MAY CONTAIN PRODUCT WITH TIN/LEAD IN THE PC TAIL AREA.
- PRODUCT SPECIFICATION: PS-43650
- TRAY PACKAGED : SEE MOLEX DRAWING PK-70873-0811
- MATES WITH MICRO FIT (3.0) RECEPTACLE SERIES 43645
- PARTS CONFORM TO CLASS 'B' REQUIREMENTS OF COSMETIC SPECIFICATION PS-45499-002.

CORRECT VIEWS	EC NO: UCP2009-0450	2008/08/20
	DRWNG: AVERILL	2008/08/22
REV	CHKD: HKH/PPR	2008/08/22
	APPR: FSM/LTH	2008/08/22

QUALITY SYMBOLS	▽=0
	▽=0
GENERAL TOLERANCES (UNLESS SPECIFIED)	
4 PLACES ±	--- ±---
3 PLACES ±	--- ±.010
2 PLACES ±	0.25 ±.014
1 PLACE ±	0.36 ±---
ANGULAR ±1/2°	
DRAFT WHERE APPLICABLE MUST REMAIN WITHIN DIMENSIONS	

DIMENSION STYLE		SCALE	DESIGN UNITS	THIRD ANGLE PROJECTION
IN/MM		---	METRIC	
DRAWN BY	DATE	TITLE		
SAMIEC	2000/07/07	MICRO-FIT (3.0)		
CHECKED BY	DATE	SINGLE ROW / VERTICAL		
MUELLER	2000/07/07	THRU HOLE / CLIPS / TRAY		
APPROVED BY	DATE	MOLEX INCORPORATED		
EDGLEY	2000/07/07	MATERIAL NO. SD-43650-007		
DOCUMENT NO.		SHEET NO.		
SEE CHART		1 OF 1		

THIS DRAWING CONTAINS INFORMATION THAT IS PROPRIETARY TO MOLEX INCORPORATED AND SHOULD NOT BE USED WITHOUT WRITTEN PERMISSION