

**PLEASE CHECK WWW.MOLEX.COM FOR LATEST PART INFORMATION**

**Part Number:** **0872632093**  
**Status:** **Active**  
**Description:** 2.00mm (.079") Pitch Milli-Grid™ Receptacle, Surface Mount, Bottom Entry, 0.38µm (15µ") Gold (Au) Selective, 20 Circuits, with Pick-and-Place Cap, Embossed Tape on Reel, Leadfree

**Documents:**

[3D Model](#) [RoHS Certificate of Compliance \(PDF\)](#)  
[Drawing \(PDF\)](#)

**Agency Certification**

CSA LR19980  
 UL E29179

**General**

Product Family PCB Receptacles  
 Series [87263](#)  
 Application Board-to-Board  
 Product Literature Order No 987650-1991  
 Product Name Milli-Grid™

**Physical**

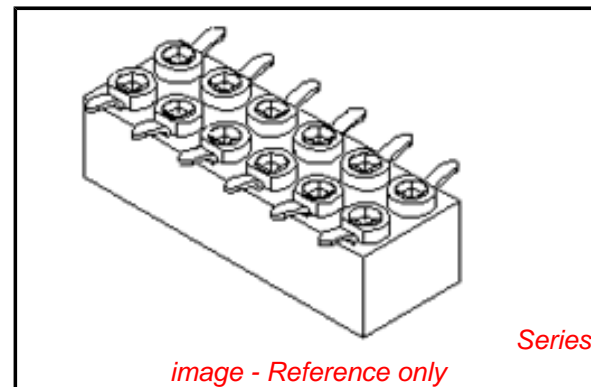
Circuits (Loaded) 20  
 Color - Resin Black  
 Durability (mating cycles max) 25  
 Flammability 94V-0  
 Glow-Wire Compliant No  
 Lock to Mating Part None  
 Material - Plating Mating Gold  
 Material - Plating Termination Tin  
 Material - Resin High Temperature Thermoplastic  
 Number of Rows 2  
 Orientation Bottom Entry  
 PCB Locator Yes  
 PCB Retention None  
 Packaging Type Embossed Tape on Reel  
 Pitch - Mating Interface (in) 0.079 In  
 Pitch - Mating Interface (mm) 2.00 mm  
 Pitch - Term. Interface (in) 0.079 In  
 Pitch - Term. Interface (mm) 2.00 mm  
 Plating min: Mating (µin) 15  
 Plating min: Mating (µm) 0.38  
 Polarized to Mating Part No  
 Polarized to PCB Yes  
 Robotic Placement Pick and Place Cap  
 Temperature Range - Operating -55°C to +105°C  
 Termination Interface: Style Surface Mount

**Electrical**

Current - Maximum per Contact 1A  
 Voltage - Maximum 125V

**Solder Process Data**

Duration at Max. Process Temperature (seconds) 14  
 Lead-free Process Capability Reflow Capable (SMT only)  
 Max. Cycles at Max. Process Temperature 1  
 Process Temperature max. C 265



**EU RoHS**

**ELV and RoHS Compliant**  
**REACH SVHC**  
 Not Reviewed  
**Halogen-Free Status**  
 Not Reviewed

**China RoHS**



**Need more information on product environmental compliance?**

Email [productcompliance@molex.com](mailto:productcompliance@molex.com)  
 For a multiple part number RoHS Certificate of Compliance, [click here](#)

Please visit the [Contact Us](#) section for any non-product compliance questions.

**Search Parts in this Series**

[87263Series](#)

**Mates With**

[87759](#) Vertical, Surface Mount, Stackable PCB Headers, [87760](#) Right Angle, Through Hole, Stackable PCB Headers, [87758](#) Vertical, Through Hole, Stackable PCB Headers

**Material Info**

**Reference - Drawing Numbers**

Sales Drawing

SD-87263-\*\*\*2\*

This document was generated on 04/27/2010

**PLEASE CHECK [WWW.MOLEX.COM](http://WWW.MOLEX.COM) FOR LATEST PART INFORMATION**



PARTS TO BE PACK WITH CAP (12 CKT SHOWN)



RECOMMENDED SOLDER PAD DESIGN

**PART NO. LEGEND**

87263 - \* \* \* \*

- CIRCUIT SIZE
- PLATING OPTION  
 3 - 0.38um MIN. GOLD  
 5 - 0.76um MIN. GOLD  
 6 - (0.13-0.38)um GOLD FLASH
- PACKAGING  
 0 - W/CAP IN TUBE (SEE SHEET 2)  
 2 - W/O CAP IN TUBE (SEE SHEET 2)  
 9 - W/CAP IN TAPE & REEL (SEE SHEET 3)

| CKT. SIZE | DIM. A | DIM. B |
|-----------|--------|--------|
| 4         | 2.00   | 4.00   |
| 6         | 4.00   | 6.00   |
| 8         | 6.00   | 8.00   |
| 10        | 8.00   | 10.00  |
| 12        | 10.00  | 12.00  |
| 14        | 12.00  | 14.00  |
| 16        | 14.00  | 16.00  |
| 18        | 16.00  | 18.00  |
| 20        | 18.00  | 20.00  |
| 22        | 20.00  | 22.00  |
| 24        | 22.00  | 24.00  |
| 26        | 24.00  | 26.00  |
| 28        | 26.00  | 28.00  |
| 30        | 28.00  | 30.00  |
| 32        | 30.00  | 32.00  |
| 34        | 32.00  | 34.00  |
| 36        | 34.00  | 36.00  |
| 38        | 36.00  | 38.00  |
| 40        | 38.00  | 40.00  |
| 42        | 40.00  | 42.00  |
| 44        | 42.00  | 44.00  |

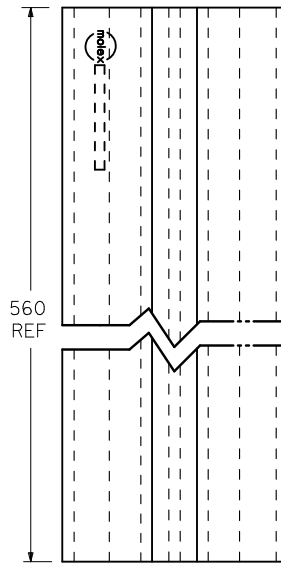
**NOTES:**

- FOR ILLUSTRATION PURPOSES, DRAWING SHOWS PART WITH 12 CIRCUIT SIZE.
- PLATING  
 POST-PLATING - SELECTIVE GOLD (SEE LEGEND) AT CONTACT AREA, AND 1.27um MIN. SELECTIVE TIN AT SOLDER AREA BOTH OVER 1.27um MIN. NICKEL OVERALL.
- CO-PLANARITY OF P.C TAIL TO BE MEASURED BY RESTING THE PART ON A FLAT GAGE SURFACE.
- PRODUCT SPECIFICATION PS-87263 APPLIES.
- CAP : HIGH TEMPERATURE THERMOPLASTIC, UL RATED 94V-0, SUITABLE FOR SURFACE-MOUNT SOLDERING PROCESS. COLOR BLACK
- POSITION OF CAP TO BE CENTRAL WITH RESPECT TO DIMENSION "A"
- CONTACT FACTORY FOR DETAILS ON THIS PART NO.
- PARTS SHALL BE PACKED IN MOISTURE BARRIER BAG.

|  |                               |  |             |   |                    |               |  |                        |  |  |
|--|-------------------------------|--|-------------|---|--------------------|---------------|--|------------------------|--|--|
| ADD 32CKT T&R INFO<br>EC NO: S2010-0732<br>DRWN:SKANG 2010/03/08<br>CHKD:ATSEE 2010/03/18<br>APPR:MLONG 2010/03/22 | QUALITY SYMBOLS<br>▽=0<br>◻=0 | GENERAL TOLERANCES (UNLESS SPECIFIED)                |             | DIMENSION STYLE<br>MM ONLY  |                    | SCALE<br>NTS  | DESIGN UNITS<br>METRIC   | THIRD ANGLE PROJECTION |  |  |
|  |                               |  | mm          | INCH  | DRAWN BY           | DATE          | TITLE  |                        |  |  |
|  |                               | 4 PLACES   | ± ---       | ± ---   | JDK                | 1991/01/11    | MGRID, B/ENTRY RECEPT.<br>2.80MM HT. W/LOC. PEGS<br>W/CAP, SMT |                        |  |  |
|  |                               | 3 PLACES   | ± ---       | ± ---   | CHECKED BY         | DATE          |  |                        |  |  |
| 2 PLACES   | ± 0.20                        | ± ---  | MLA1        | 1991/01/11  | MOLEX INCORPORATED |               |  |                        |  |  |
| 1 PLACE  | ± ---                         | ± ---  | APPROVED BY | DATE  |                    |               |  |                        |  |  |
| ANGULAR ± 3 °  |                               | DRAFT WHERE APPLICABLE MUST REMAIN WITHIN DIMENSIONS |             | MATERIAL NO.  |                    | DOCUMENT NO.  |  | SHEET NO.              |  |  |
|  |                               |  |             | SEE TABLE   |                    | SD-87263-**2* |  | 1 OF 3                 |  |  |
|  |                               |  |             | THIS DRAWING CONTAINS INFORMATION THAT IS PROPRIETARY TO MOLEX INCORPORATED AND SHOULD NOT BE USED WITHOUT WRITTEN PERMISSION |                    |               |  |                        |  |  |



P/N 87263-\*\*2\*



P/N 87263-\*\*0\*

| CKT. SIZE | PART NO. FOR PARTS WITHOUT CAP | △ PART NO. FOR PARTS WITH CAP |
|-----------|--------------------------------|-------------------------------|
| 4         | 87263-042*                     | 87263-040*                    |
| 6         | 87263-062*                     | 87263-060*                    |
| 8         | 87263-082*                     | 87263-080*                    |
| 10        | 87263-102*                     | 87263-100*                    |
| 12        | 87263-122*                     | 87263-120*                    |
| 14        | 87263-142*                     | 87263-140*                    |
| 16        | 87263-162*                     | 87263-160*                    |
| 18        | 87263-182*                     | 87263-180*                    |
| 20        | 87263-202*                     | 87263-200*                    |
| 22        | 87263-222*                     | 87263-220*                    |
| 24        | 87263-242*                     | 87263-240*                    |
| 26        | 87263-262*                     | 87263-260*                    |
| 28        | 87263-282*                     | 87263-280*                    |
| 30        | 87263-302*                     | 87263-300*                    |
| 32        | 87263-322*                     | 87263-320*                    |
| 34        | 87263-342*                     | 87263-340*                    |
| 36        | 87263-362*                     | 87263-360*                    |
| 38        | 87263-382*                     | 87263-380*                    |
| 40        | 87263-402*                     | 87263-400*                    |
| 42        | 87263-422*                     | 87263-420*                    |
| 44        | △ 87263-442*                   | 87263-440*                    |

|  |                 |             |
|--|-----------------|-------------|
| ADD 32CKT T&R INFO<br>EC NO: S2010-0732<br>DRWN:SKANG 2010/03/08<br>CHKD:ATSEE 2010/03/18<br>APPR:MLONG 2010/03/22 | QUALITY SYMBOLS | DESCRIPTION |
|  | ▽=0             |             |
|  | ⊕=0             |             |
|  | J4              |             |

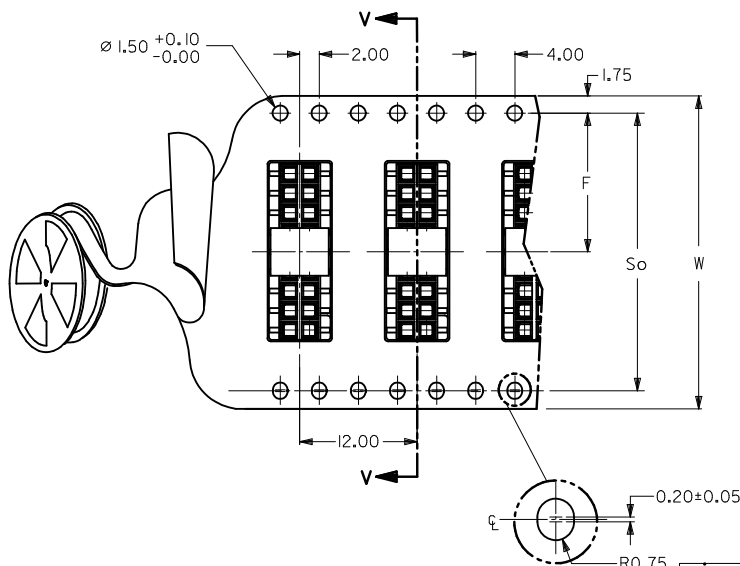
|                                       |                 |
|---------------------------------------|-----------------|
| GENERAL TOLERANCES (UNLESS SPECIFIED) | DIMENSION STYLE |
|                                       | MM ONLY         |
|                                       | DRAWN BY        |
|                                       | DATE            |
|                                       | CHECKED BY      |
|                                       | DATE            |
|                                       | APPROVED BY     |
|                                       | DATE            |
|                                       | MATERIAL NO.    |
|                                       | SEE TABLE       |
|                                       | SIZE            |
|                                       | A3              |

|                    |  |                        |
|--------------------|--|------------------------|
| SCALE              | DESIGN UNITS   | THIRD ANGLE PROJECTION |
| N.TS               | METRIC   |                        |
| TITLE              | MGRID, B/ENTRY RECEPT.<br>2.80MM HT. W/LOC. PEGS<br>W/CAP, SMT |                        |
| MOLEX INCORPORATED |  |                        |
| DOCUMENT NO.       | SD-87263-**2*  |                        |
| SHEET NO.          |  |                        |
| 2 OF 3             |  |                        |

|   |  |  |
|---|--|--|
| DRAFT WHERE APPLICABLE MUST REMAIN WITHIN DIMENSIONS  |  |  |
| THIS DRAWING CONTAINS INFORMATION THAT IS PROPRIETARY TO MOLEX INCORPORATED AND SHOULD NOT BE USED WITHOUT WRITTEN PERMISSION |  |  |



PART NO. 87263-\*\*\*9\* (CKTS 04 TO 14)  
SINGLE SPROCKET HOLE T/REEL - TYPE A

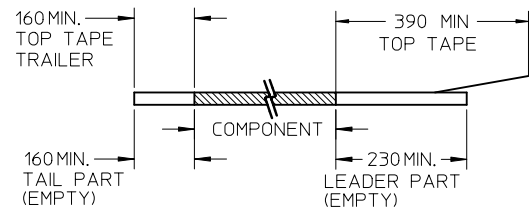


PART NO. 87263-\*\*\*9\* (CKTS 16 TO 40)  
DOUBLE SPROCKET HOLE T/REEL - TYPE B

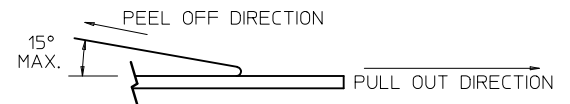
| △ PART NO. FOR PARTS IN T/REEL | CKT. SIZE | F    | So   | W  | T/REEL TYPE |
|--------------------------------|-----------|------|------|----|-------------|
| 87263-049*                     | 4         | 11.5 | -    | 24 | A           |
| 87263-069*                     | 6         | 11.5 | -    | 24 |             |
| 87263-089*                     | 8         | 11.5 | -    | 24 |             |
| 87263-109*                     | 10        | 11.5 | -    | 24 |             |
| 87263-129*                     | 12        | 11.5 | -    | 24 | B           |
| 87263-149*                     | 14        | 11.5 | -    | 24 |             |
| 87263-169*                     | 16        | 11.5 | -    | 24 |             |
| 87263-189*                     | 18        | 14.2 | 28.4 | 32 |             |
| 87263-209*                     | 20        | 20.2 | 40.4 | 44 |             |
| 87263-229*                     | 22        | -    | -    | -  |             |
| 87263-249*                     | 24        | 20.2 | 40.4 | 44 |             |
| 87263-269*                     | 26        | 20.2 | 40.4 | 44 |             |
| 87263-289*                     | 28        | 20.2 | 40.4 | 44 |             |
| 87263-309*                     | 30        | 20.2 | 40.4 | 44 |             |
| 87263-329*                     | 32        | 26.2 | 52.4 | 56 |             |
| 87263-349*                     | 34        | -    | -    | -  |             |
| 87263-369*                     | 36        | 26.2 | 52.4 | 56 |             |
| 87263-389*                     | 38        | -    | -    | -  |             |
| 87263-409*                     | 40        | -    | -    | -  |             |

NOTES:

1. LEADER AND TRAILER TAPE



2. PEELING OFF FORCE OF THE TOP TAPE: 20-80gf.  
(PEELING DIRECTION AS SHOWN IN FOLLOWING FIGURE)



- 3. PACKAGING STANDARD IS AS PER EIA-481.
- 4. TAPE & REEL QUANTITY = 1000PCS/REEL.
- 5. THE TAPE IS TREATED FOR ANTI-STATIC.

| ADD 32CKT T&R INFO |            | QUALITY SYMBOLS  |            | GENERAL TOLERANCES (UNLESS SPECIFIED)                |      | DIMENSION STYLE   |      | SCALE   |     | DESIGN UNITS   |   | THIRD ANGLE PROJECTION |            |
|--------------------|------------|------------------|------------|--|------|-------------------|------|---|-----|--|---|------------------------|------------|
| EC NO.             | DATE       | DRWN:SKANG       | DATE       | CHYKD:ATSEE  | DATE | APPR:MLONG        | DATE | MM ONLY   | NTS | METRIC   | ◎ | □                      | PROJECTION |
| S2010-0732         | 2010/03/08 | 2010/03/18       | 2010/03/22 |  |      |                   |      |   |     |  |   |                        |            |
| DRAWN BY: JDK      |            | DATE: 1991/01/11 |            | 4 PLACES ± --- ± ---                                 |      | DRAWN BY: DATE    |      | TITLE   |     | MGRID, B/ENTRY RECEPT.<br>2.80MM HT. W/LOC. PEGS<br>W/CAP, SMT |   |                        |            |
| CHECKED BY: MLAI   |            | DATE: 1991/01/11 |            | 3 PLACES ± --- ± ---                                 |      | CHECKED BY: DATE  |      | MATERIAL NO.  |     |  |   |                        |            |
| APPROVED BY: MLONG |            | DATE: 2010/03/19 |            | 2 PLACES ± 0.20 ± ---                                |      | APPROVED BY: DATE |      | SEE TABLE   |     | SD-87263-***2*   |   | 3 OF 3                 |            |
| REV: J4            |            | DESCRIPTION      |            | 1 PLACE ± --- ± ---                                  |      | MATERIAL NO.      |      | THIS DRAWING CONTAINS INFORMATION THAT IS PROPRIETARY TO MOLEX INCORPORATED AND SHOULD NOT BE USED WITHOUT WRITTEN PERMISSION |     |  |   |                        |            |
|                    |            |                  |            | ANGULAR ± 3 °  |      |                   |      |   |     |  |   |                        |            |
|                    |            |                  |            | DRAFT WHERE APPLICABLE MUST REMAIN WITHIN DIMENSIONS |      |                   |      |   |     |  |   |                        |            |