

PLEASE CHECK WWW.MOLEX.COM FOR LATEST PART INFORMATION

Part Number: [0511101056](#)
Status: **Active**
Overview: milligrid
Description: 2.00mm (.079") Pitch, Milli-Grid™ Crimp Housing, 10 Circuits, with Center Locking Ramp and Side Polarization Keys, Leadfree

Documents:

[3D Model](#) [Product Specification PS-51110-001 \(PDF\)](#)
[Drawing \(PDF\)](#) [RoHS Certificate of Compliance \(PDF\)](#)

Agency Certification

CSA LR19980
 UL E29179

General

Product Family Crimp Housings
 Series [51110](#)
 Comments Applicable Wire Range: AWG #24 - #30
 Overview [milligrid](#)
 Product Name Milli-Grid™

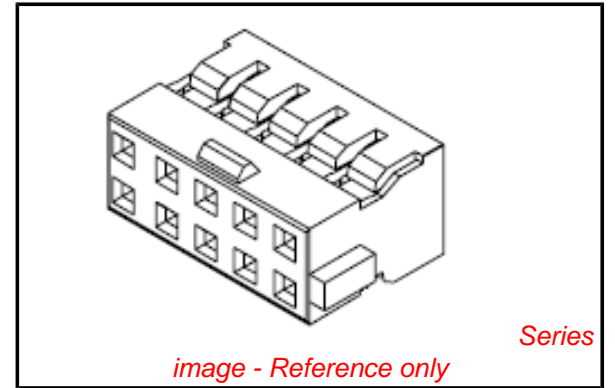
Physical

Circuits (maximum) 10
 Color - Resin Black
 Flammability 94V-0
 Gender Female
 Glow-Wire Compliant No
 Lock to Mating Part Yes
 Material - Resin Polyester
 Number of Rows 2
 Packaging Type Bag
 Panel Mount No
 Pitch - Mating Interface (in) 0.079 In
 Pitch - Mating Interface (mm) 2.00 mm
 Polarized to Mating Part Yes
 Stackable Yes
 Temperature Range - Operating -40°C to +105°C

Material Info

Reference - Drawing Numbers

Product Specification PS-51110-001



EU RoHS

ELV and RoHS Compliant
REACH SVHC Contains SVHC: No
Halogen-Free Status
Not Halogen-Free

China RoHS



Need more information on product environmental compliance?

Email productcompliance@molex.com
 For a multiple part number RoHS Certificate of Compliance, [click here](#)

Please visit the [Contact Us](#) section for any non-product compliance questions.

Search Parts in this Series

[51110Series](#)

Mates With

[87758](#) Vertical, Through Hole, Stackable PCB Header, [87759](#) Vertical, Surface Mount, Stackable PCB Header, [87760](#) Right Angle, Through Hole, Stackable PCB Header, [87831](#) Vertical, Through Hole PCB Header, [87832](#) Vertical, Surface Mount PCB Header, [87833](#) Right Angle, Through Hole PCB Header

Use With

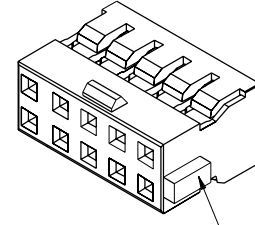
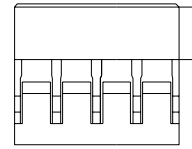
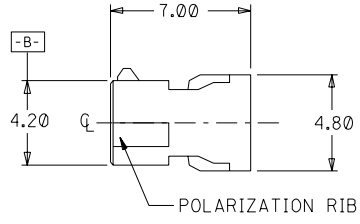
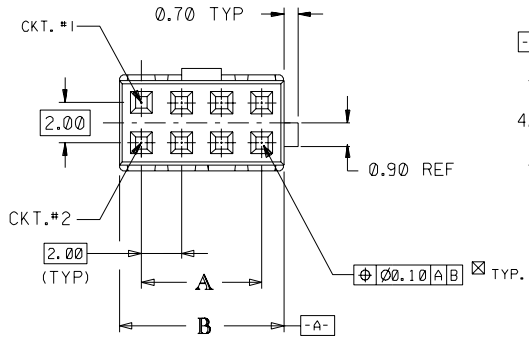
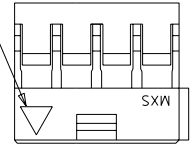
[50394](#) Crimp Terminals

PART NUMBER	CKT SIZE	DIMENSION	
		A	B
51110-0456	4	2.00	4.20
51110-0656	6	4.00	6.20
51110-0856	8	6.00	8.20
51110-1056	10	8.00	10.20
51110-1256	12	10.00	12.20

DWG. NO. SD 51110-**-56

CAD FILE S5111056.DGN

IST CIRCUIT IDENTIFICATION



ISOMETRIC VIEW

LEGEND:

51110 - ** 5 6
 └──┬──┘
 CKT SIZE

NOTES:

- FOR ILLUSTRATION PURPOSES, 8 CKT SIZE HSG. IS SHOWN.
- PARTS TO BE USED WITH CRIMP TERMINAL PART NUMBER 50394-8***.
- APPLICABLE WIRE RANGE : AWG #24 - #30.
- WIRE INSULATION RANGE : DIAMETER 1.40MM MAXIMUM.

MM

DO NOT SCALE DRAWING

				MATERIAL : GLASS-FILLED POLYESTER UL RATED 94V-0 COLOR BLACK		MOLEX SINGAPORE PTE LTD SHEET OF	
				FINISH :		GENERAL TOLERANCES = 0.20/008 REV A	
A	REL AS PER PDR* 97-08-0207. (AS PER ECN* S1998-0090)	-	SEE	970826	DWG. NO.: SD 51110-**-56		
I	X-REL AS PER PDR*97-08-0207	-	SEE	970821	TITLE : 2MM GRID, WIRE-TO-BOARD CONN. CRIMP RECEPTACLE HSG.		
LTR	REVISION RECORD	ECN	DR CHK	DATE	DRAWN BY SEE 970821	CHK'D BY	
REVISE ONLY ON CAD SYSTEM				APPR'D BY	SCALE 4 : 1		