

PLEASE CHECK WWW.MOLEX.COM FOR LATEST PART INFORMATION

Part Number: [0716617120](#)
Status: **Active**
Overview: [ebbi_50d](#)
Description: 1.27mm (.050") Pitch EBBI™ 50D Plug, Vertical, Blind Mate, 120 Circuits, 2.79mm (.110") PC Tail Length

Documents:

[3D Model](#) [Product Specification PS-71660 \(PDF\)](#)
[Drawing \(PDF\)](#) [RoHS Certificate of Compliance \(PDF\)](#)

Agency Certification

CSA LR19980
 UL E29179

General

Product Family PCB Headers
 Series [71661](#)
 Application Board-to-Board, Wire-to-Board
 Overview [ebbi_50d](#)
 Product Name EBBI™

Physical

Breakaway No
 Circuits (Loaded) 120
 Circuits (maximum) 120
 Color - Resin Black
 Durability (mating cycles max) 2,000
 First Mate / Last Break No
 Flammability 94V-0
 Glow-Wire Compliant No
 Guide to Mating Part Yes
 Keying to Mating Part None
 Lock to Mating Part None
 Material - Metal Copper Alloy
 Material - Plating Mating Gold
 Material - Plating Termination Tin
 Material - Resin High Temperature Thermoplastic
 Number of Rows 2
 Orientation Vertical
 PC Tail Length (in) 0.110 In
 PC Tail Length (mm) 2.79 mm
 PCB Locator Yes
 PCB Retention Yes
 PCB Thickness Recommended (in) 0.062 In
 PCB Thickness Recommended (mm) 1.60 mm
 Packaging Type Tray
 Pitch - Mating Interface (in) 0.050 In
 Pitch - Mating Interface (mm) 1.27 mm
 Plating min: Mating (µin) 30
 Plating min: Mating (µm) 0.76
 Plating min: Termination (µin) 75
 Plating min: Termination (µm) 1.91
 Polarized to Mating Part Yes
 Polarized to PCB Yes
 Shrouded Fully
 Stackable No




image - Reference only

EU RoHS

ELV and RoHS Compliant
REACH SVHC
 Not Reviewed
Halogen-Free Status
 Not Reviewed

China RoHS



Need more information on product environmental compliance?

Email productcompliance@molex.com
 For a multiple part number RoHS Certificate of Compliance, [click here](#)

Please visit the [Contact Us](#) section for any non-product compliance questions.

Search Parts in this Series

[71661Series](#)

Mates With

EBBI™ 50D Receptacle [71660](#)

Surface Mount Compatible (SMC)	No
Temperature Range - Operating	-40°C to +105°C
Termination Interface: Style	Through Hole

Electrical

Current - Maximum per Contact	1A
Voltage - Maximum	30V

Solder Process Data

Lead-free Process Capability	SMC & Wave Capable (TH only)
Process Temperature max. C	260

Material Info**Reference - Drawing Numbers**

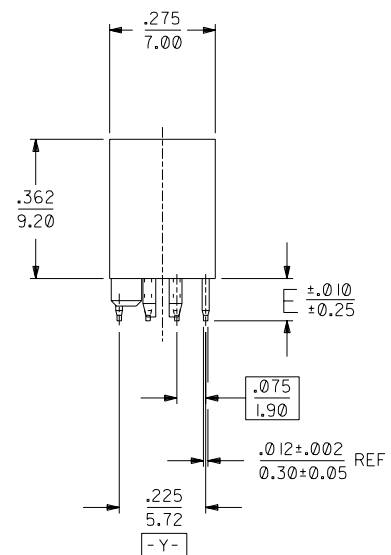
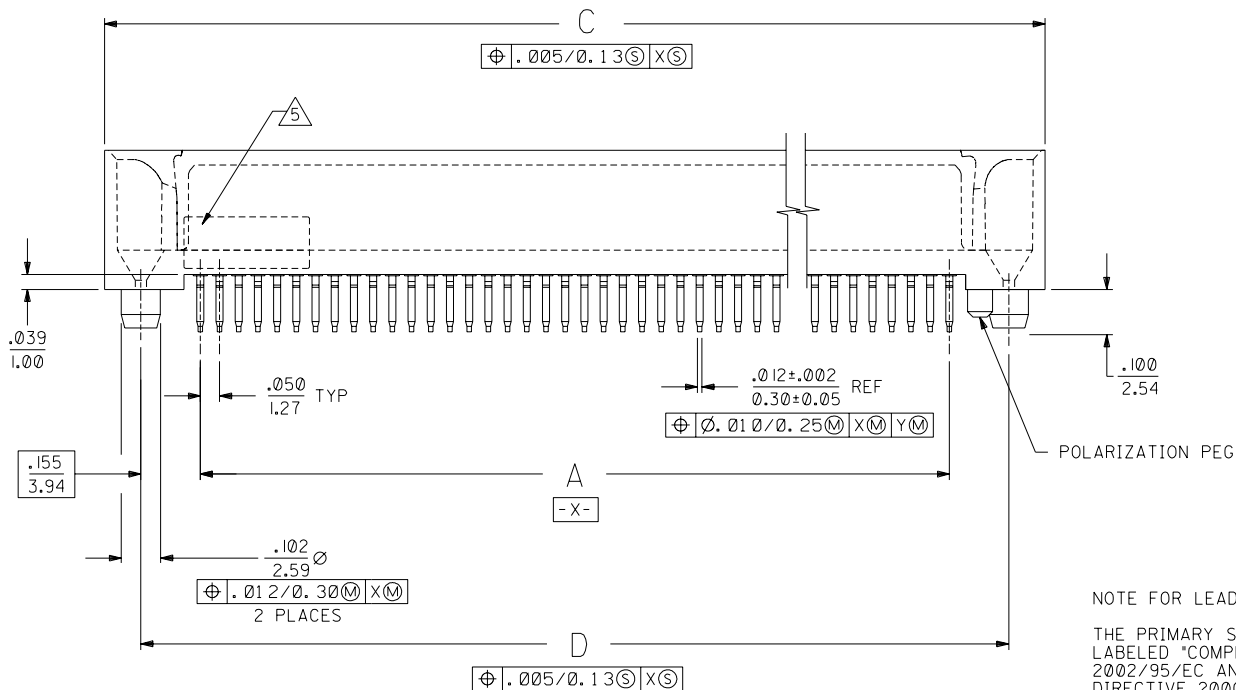
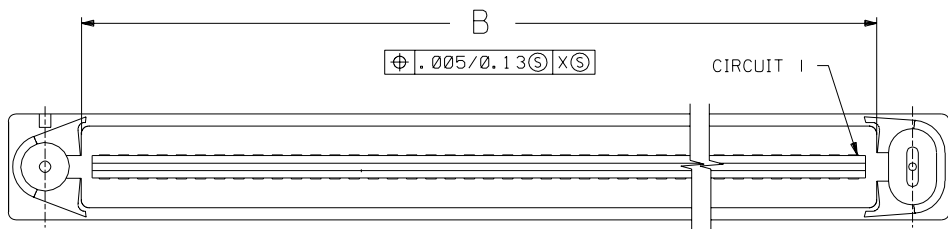
Packaging Specification	PK-71660
Product Specification	PS-71660
Sales Drawing	SDA-71661-7***

This document was generated on 05/31/2010

PLEASE CHECK WWW.MOLEX.COM FOR LATEST PART INFORMATION

NOTES:

- 1) MATERIALS:
HOUSING - LIQUID CRYSTAL POLYMER (LCP), GLASS FILLED,
UL94V-0, COLOR: BLACK
TERMINALS - COPPER ALLOY
- 2) TERMINAL FINISH:
30 MICROINCH/0.76 MICROMETER MINIMUM GOLD IN CONTACT AREA AND
50 MICROINCH/1.27 MICROMETER MINIMUM TIN IN TAIL AREA OVER
NICKEL UNDERPLATE OVERALL.
- 3) ASSEMBLY MATES WITH MOLEX PART NUMBER 71660-7***.
CONFORMS TO PRODUCT SPECIFICATION PS-71660.
- 4) RECOMMENDED P.C. BOARD THICKNESS IS .062/1.6 MILLIMETER.
- 5) FOUR DIGIT DATE CODE TO BE LOCATED ON SURFACE
AS SHOWN.
- 6) PRODUCT PACKAGED PER SPECIFICATION PK-71660.



NOTE FOR LEAD FREE CONVERSION:
THE PRIMARY SHIPPING CARTON WILL BE
LABELED "COMPLIANT TO ROHS DIRECTIVE
2002/95/EC AND ELV ANNEX II OF
DIRECTIVE 2000/53/EC". CARTONS WITHOUT
THIS LABEL MAY CONTAIN PRODUCT WITH
LEAD.

L	LEAD FREE CONV ECN UCP2004-2096 RKADAMS 04/04/26
K	REVISED PER ECN U71314 ACHAMMER 97-4-28
J	REVISED PER ECN U70133 ACHAMMER 96-8-7
I	REVISED PER ECN U61477 7-3-96 DCA
H	REVISED PER ECN U61278 5-2-96 DCA
G	REVISED PER ECN U60641 11-28-95 DRS
F	REVISED PER ECN U60564 11-8-95 RAN
E	REVISED PER ECN U50229 9-23-94 RAN
D	REVISED PER ECN U50090 8-30-94 RAN
C	REVISED PER ECN U40506 4-15-94 RAN
B	REVISED PER ECN U40305 3-4-94 RAN
A	INITIAL RELEASE PER ECN U51832 12-15-93 RAN

2	K			
I	L			
MFG.	SH.	REV.	LTR.	REVISIONS

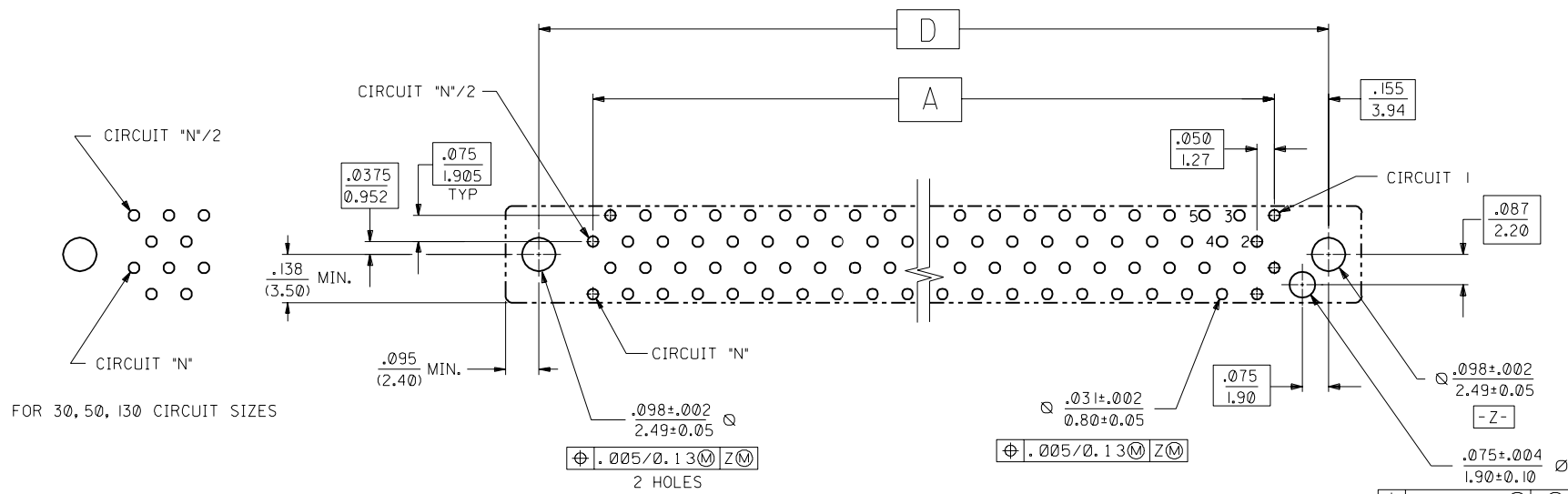
DIMENSIONS SHOWN (METRIC) INCH		UNLESS OTHERWISE SPECIFIED TOLERANCES: ANGULAR ± 1/2°	
3 PLACE	± .005	INCH	METRIC
2 PLACE	± .01	±	---
1 PLACE	---	±	---
DRAWING WHERE APPLICABLE MUST REMAIN WITHIN DIMENSIONS			
DRWG. BY: RAN	CHK'D. BY: RAN	FILE NAME: 571661X7	SHEET NO.: 1 OF 2
APP'D. BY: CAB	SCALE: 4: 1	DATE: 11/17/93	DATE: 11/17/93
SEE TABLE		SDA-71661-7***	
THIS DRAWING CONTAINS INFORMATION THAT IS PROPRIETARY TO MOLEX INC. AND SHOULD NOT BE USED WITHOUT WRITTEN PERMISSION			

71661

B

A

ITEM NUMBER	CKT ('N')	A	B	C	D	E
71661-7030	30	.700 (17.78)	.820 (20.83)	1.199 (30.45)	1.010 (25.65)	.110 (2.79)
71661-7040	40	.950 (24.13)	1.070 (27.18)	1.449 (36.80)	1.260 (32.00)	
71661-7050	50	1.200 (30.48)	1.320 (33.53)	1.699 (43.15)	1.510 (38.35)	
71661-7060	60	1.450 (36.83)	1.570 (39.88)	1.949 (49.50)	1.760 (44.70)	
71661-7068	68	1.650 (41.91)	1.770 (44.96)	2.149 (54.58)	1.960 (49.78)	
71661-7080	80	1.950 (49.53)	2.070 (52.58)	2.449 (62.20)	2.260 (57.40)	
71661-7100	100	2.450 (62.23)	2.570 (65.28)	2.949 (74.90)	2.760 (70.10)	
71661-7120	120	2.950 (74.93)	3.070 (77.98)	3.449 (87.60)	3.260 (82.80)	
71661-7130	130	3.200 (81.28)	3.320 (84.33)	3.699 (93.95)	3.510 (89.15)	
71661-7230	30	.700 (17.78)	.820 (20.83)	1.199 (30.45)	1.010 (25.65)	.134 (3.40)
71661-7240	40	.950 (24.13)	1.070 (27.18)	1.449 (36.80)	1.260 (32.00)	
71661-7250	50	1.200 (30.48)	1.320 (33.53)	1.699 (43.15)	1.510 (38.35)	
71661-7260	60	1.450 (36.83)	1.570 (39.88)	1.949 (49.50)	1.760 (44.70)	
71661-7268	68	1.650 (41.91)	1.770 (44.96)	2.149 (54.58)	1.960 (49.78)	
71661-7280	80	1.950 (49.53)	2.070 (52.58)	2.449 (62.20)	2.260 (57.40)	
71661-7300	100	2.450 (62.23)	2.570 (65.28)	2.949 (74.90)	2.760 (70.10)	
71661-7320	120	2.950 (74.93)	3.070 (77.98)	3.449 (87.60)	3.260 (82.80)	
71661-7330	130	3.200 (81.28)	3.320 (84.33)	3.699 (93.95)	3.510 (89.15)	



RECOMMENDED PC BOARD LAYOUT Δ
 COMPONENT SIDE
 FOR 40, 60, 68, 80, 100, 120 CIRCUIT SIZES

DIMENSIONS SHOWN (METRIC) INCH		UNLESS OTHERWISE SPECIFIED TOLERANCES ANGULAR $\pm 1/2^\circ$	
DRAWING INFORMATION		REVISIONS	
MFG. SH. REV. LTR. ONLY ON CAD SYSTEM TITLE: SALES ASSEMBLY EBBI 50D, VERTICAL PLUG BLIND MATE CONNECTOR MOLEX INCORPORATED L15LEJLL 60532 U.S.A. SHEET NO. 2 DATE 11/17/93 PART NO. SDA-71661-7*** FILE NAME: 57165.DWT DIV. C		THIS DRAWING CONTAINS INFORMATION THAT IS PROPRIETARY TO MOLEX INC. AND SHOULD NOT BE USED WITHOUT WRITTEN PERMISSION.	
DRAFT WHERE APPLICABLE MUST REMAIN WITHIN DIMENSIONS DRWG. BY: RAN CHK'D. BY: RAN APP'D. BY: CAB SCALE: 4:1	SEE TABLE THIS DRAWING CONTAINS INFORMATION THAT IS PROPRIETARY TO MOLEX INC. AND SHOULD NOT BE USED WITHOUT WRITTEN PERMISSION.		