

PLEASE CHECK WWW.MOLEX.COM FOR LATEST PART INFORMATION

Part Number: [0010455191](#)
Status: **Active**
Overview: [kk](#)
Description: 5.08mm (.200") Pitch KK® Header, Vertical, with Polarizing Backwall, 19 Circuits, Gold (Au) Plating

Documents:

[3D Model](#) [Product Specification PS-99020-0087 \(PDF\)](#)
[Drawing \(PDF\)](#) [RoHS Certificate of Compliance \(PDF\)](#)

General

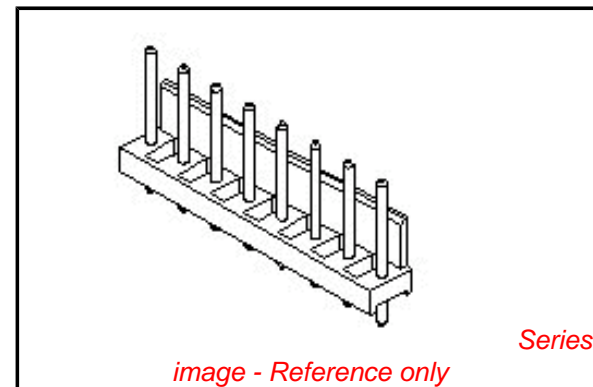
Product Family PCB Headers
 Series [2599](#)
 Application Wire-to-Board
 Overview [kk](#)
 Product Name KK®

Physical

Breakaway No
 Circuits (Loaded) 19
 Circuits (maximum) 19
 Color - Resin Natural
 Durability (mating cycles max) 50
 First Mate / Last Break No
 Glow-Wire Compliant No
 Guide to Mating Part No
 Keying to Mating Part None
 Lock to Mating Part None
 Material - Metal Brass
 Material - Plating Mating Gold
 Material - Plating Termination Gold
 Material - Resin Nylon
 Number of Rows 1
 Orientation Vertical
 PC Tail Length (in) 0.175 In
 PC Tail Length (mm) 4.45 mm
 PCB Retention None
 PCB Thickness Recommended (in) 0.062 In
 PCB Thickness Recommended (mm) 1.60 mm
 Packaging Type Bag
 Pitch - Mating Interface (in) 0.200 In
 Pitch - Mating Interface (mm) 5.08 mm
 Plating min: Mating (µin) 20
 Plating min: Mating (µm) 0.5
 Plating min: Termination (µin) 20
 Plating min: Termination (µm) 0.5
 Polarized to PCB No
 Shrouded Partial
 Stackable Yes
 Surface Mount Compatible (SMC) No
 Temperature Range - Operating 0°C to +75°C
 Termination Interface: Style Through Hole

Electrical

Current - Maximum per Contact 7A
 Voltage - Maximum 250V



EU RoHS

ELV and RoHS Compliant
REACH SVHC
 Not Reviewed
Halogen-Free Status
Not Reviewed

China RoHS



Need more information on product environmental compliance?

Email productcompliance@molex.com
 For a multiple part number RoHS Certificate of Compliance, [click here](#)

Please visit the [Contact Us](#) section for any non-product compliance questions.

Search Parts in this Series

[2599Series](#)

Mates With

KK® Crimp Terminal Housing [3001](#) , [5058](#)

Material Info

Old Part Number

AE-2599M-19AG

Reference - Drawing Numbers

Product Specification

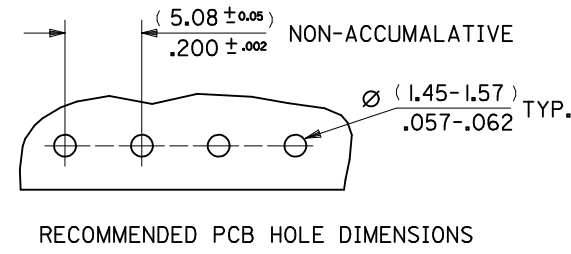
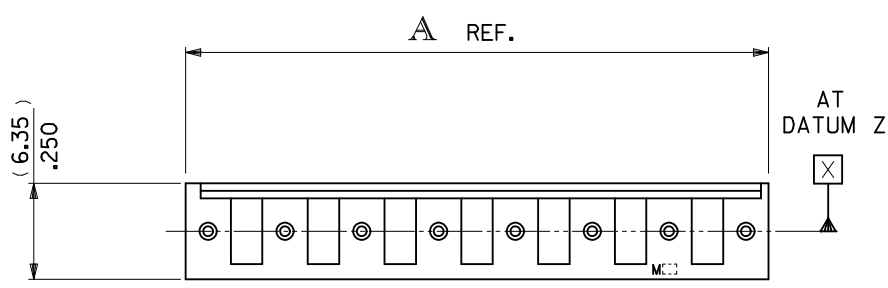
PS-99020-0087

Sales Drawing

SDAE-2599M-N*

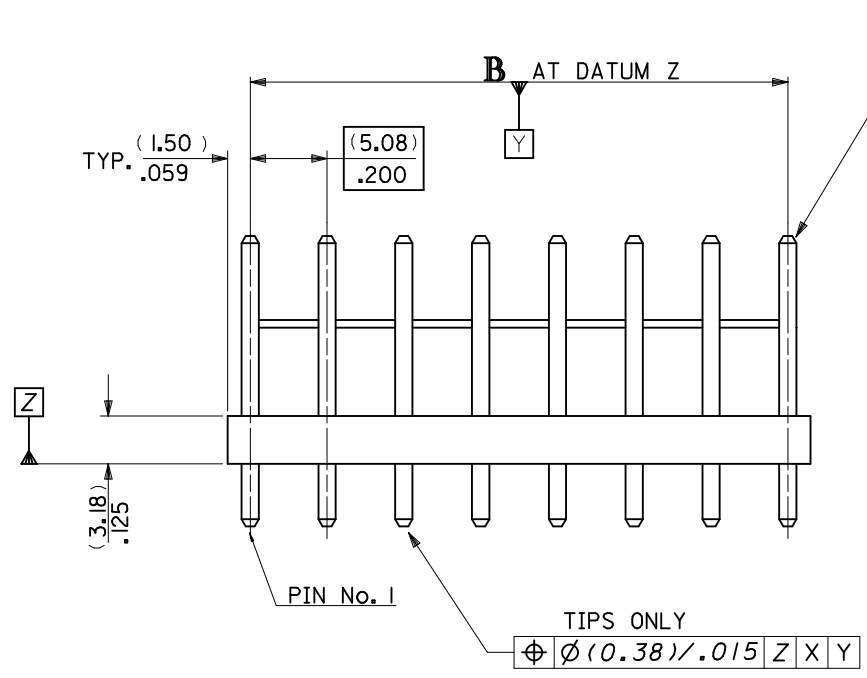
This document was generated on 05/24/2010

PLEASE CHECK WWW.MOLEX.COM FOR LATEST PART INFORMATION

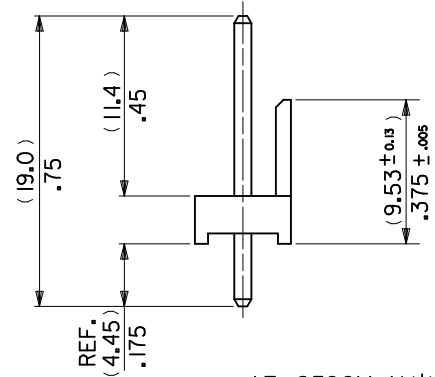


RECOMMENDED PCB HOLE DIMENSIONS

No OF CCTS.	DIMn. A	DIMn. B
2	(8.08) .318	(5.08 ± 0.13) .200 ± .005
3	(13.16) .518	(10.16 ± 0.13) .400 ± .005
4	(18.24) .718	(15.24 ± 0.13) .600 ± .005
5	(23.32) .918	(20.32 ± 0.13) .800 ± .005
6	(28.40) 1.118	(25.40 ± 0.15) 1.000 ± .006
7	(33.48) 1.318	(30.48 ± 0.18) 1.200 ± .007
8	(38.56) 1.518	(35.56 ± 0.18) 1.400 ± .007
9	(43.64) 1.718	(40.64 ± 0.20) 1.600 ± .008
10	(48.72) 1.918	(45.72 ± 0.20) 1.800 ± .008
11	(53.80) 2.118	(50.80 ± 0.20) 2.000 ± .008
12	(58.88) 2.318	(55.88 ± 0.23) 2.200 ± .009
13	(63.96) 2.518	(60.96 ± 0.23) 2.400 ± .009
14	(69.04) 2.718	(66.04 ± 0.25) 2.600 ± .010
15	(74.12) 2.918	(71.12 ± 0.25) 2.800 ± .010
16	(79.20) 3.118	(76.20 ± 0.25) 3.000 ± .010
17	(84.28) 3.318	(81.28 ± 0.28) 3.200 ± .011
18	(89.36) 3.518	(86.36 ± 0.28) 3.400 ± .011
19	(94.44) 3.718	(91.44 ± 0.30) 3.600 ± .012
20	(99.52) 3.918	(96.52 ± 0.30) 3.800 ± .012



TIPS ONLY
Ø(0.51)/.020 Z X Y



TIPS ONLY
Ø(0.38)/.015 Z X Y

AE-2599M-N*
NO. OF CKTS. VOID CKT. LOCn.
VERSION
SEE SHEET 2

- NOTES:
1. WAFER MATERIAL: NYLON 6/6, UL94V-2
TERMINAL PIN: (1.14)/.045 DIA. BRASS
 2. FOR PLATING, SEE CHARTS.
 3. PRODUCT SPECIFICATION: PS-99020-0087
 4. PIN PUSH OUT FORCE (13.34N)/3LBS. MIN.
 5. PINS MUST CONFORM TO MOLEX SOLDERABILITY SPEC. ES-152.
 6. RECOMMENDED PCB THICKNESS 1.6MM.
 7. THIS PART CONFORMS TO CLASS B REQUIREMENTS OF COSMETIC SPECIFICATION PS-45499-002.

PIN POSITION TOL. EC NO: UCP2010-1815 DRWN:MK/PPER 2010/05/26 CHKD:SS/USEK 2010/05/26 APPR:FSM/TH 2010/06/03	QUALITY SYMBOLS	GENERAL TOLERANCES (UNLESS SPECIFIED)	DIMENSION STYLE	SCALE	DESIGN UNITS	THIRD ANGLE PROJECTION
	▽=0 ◻=0	mm INCH	MM/IN	3:1	METRIC	

4 PLACES ± --- ± ---	DRAWN BY	DATE	TITLE
3 PLACES ± --- ± .010	MC	23/02/1988	WAFER KK (5.08)/.200 CENTRES WITH POLARIZING WALL
2 PLACES ± 0.25 ± .014	CHECKED BY	DATE	MOLEX INCORPORATED
1 PLACE ± 0.35 ± ---	DMORIARTY		
ANGULAR ± ---°	APPROVED BY	DATE	
	JDENEHY	2010/05/26	
DRAFT WHERE APPLICABLE MUST REMAIN WITHIN DIMENSIONS	MATERIAL NO.	DOCUMENT NO.	SHEET NO.
	SEE CHART	SDAE-2599M-N*	1 OF 2

SIZE	THIS DRAWING CONTAINS INFORMATION THAT IS PROPRIETARY TO MOLEX INCORPORATED AND SHOULD NOT BE USED WITHOUT WRITTEN PERMISSION	
A3		

PART NO. SEE CHART
 DWG. NO. SDAE-2599M-N*

No. OF CCTS.
2
3
4
5
6
7
8
9
10
11
12
13
14
15
16
17
18
19
20
PLATING

AE-2599M-NA	
PART No.	ENG. No.
10-08-5021	AE-2599M- 2 A
↑ 5031	↑ 3 A
5041	4 A
5051	5 A
5061	6 A
5071	7 A
5081	8 A
5091	9 A
5101	10 A
5111	11 A
5121	12 A
5131	13 A
5141	14 A
5151	15 A
5161	16 A
5171	17 A
5181	18 A
↓ 5191	↓ 19 A
10-08-5201	AE-2599M- 20 A
(0.0051)/.0002 MIN TIN OVER (0.0025)/.0001 MIN COPPER	

AE-2599M-NAG	
PART No.	ENG. No.
10-45-5021	AE-2599M- 2 AG
↑ 5031	↑ 3 AG
5041	4 AG
5051	5 AG
5061	6 AG
5071	7 AG
5081	8 AG
5091	9 AG
5101	10 AG
5111	11 AG
5121	12 AG
5131	13 AG
5141	14 AG
5151	15 AG
5161	16 AG
5171	17 AG
5181	18 AG
↓ 5191	↓ 19 AG
10-45-5201	AE-2599M- 20 AG
(0.0005)/.00002 MIN GOLD OVER (0.0005)/.00005 MIN NICKEL	

AE-2599M-NA-*			
PART No.	ENG. No.	PART No.	ENG. No.
38-00-0888	AE-2599M- 3 A-1	38-00-7480	AE-2599M- 8 A-5
38-00-7089	↑ 3 A-2	38-00-7486	↑ 8 A-1,5
38-00-7586	3 A-3	38-00-7097	8 A-3,5
38-00-7091	4 A-1,3	38-00-7606	8 A-3,6
38-00-7090	4 A-2	38-00-7598	8 A-5,7
38-00-7092	4 A-3	38-00-7485	8 A-5,8
38-00-4903	4 A-2,3	38-00-8278	08 A-2
38-00-7483	5 A-2	38-00-7660	8 A-3
38-00-7610	5 A-2,4	38-00-7707	8 A-6
38-00-7093	5 A-3	38-00-8277	8 A-7
38-00-7594	5 A-4	38-00-7609	9 A-2
38-00-7487	5 A-5	38-00-7084	9 A-3
38-00-7584	6 A-2	38-00-7585	9 A-4
38-00-7094	6 A-3	38-00-7607	9 A-4,7
38-00-7095	6 A-4	38-00-7098	9 A-5
38-00-7096	6 A-5	38-00-7599	9 A-6
38-00-7100	6 A-4,5	38-00-7670	9 A-7
38-00-7479	6 A-6	38-00-7484	10 A-3
38-00-1208	7 A-2	38-00-4902	10 A-4
38-00-7608	7 A-2,5	38-00-4905	10 A-6
38-00-7481	7 A-3	38-00-7099	11 A-5
38-00-0887	7 A-4	38-00-4900	12 A-2
38-00-7595	7 A-5	38-00-7482	12 A-4
38-00-7596	7 A-6	38-00-4899	12 A-6
38-00-7664	↓ 8 A-3	38-00-4904	12 A-8
38-00-7597	AE-2599M- 8 A-4	38-00-4901	12 A-9
		38-00-7600	12 A-3,10
		38-00-7601	12 A-6,10
		38-00-7709	13 A-4
		38-00-7085	↓ 14 A-4
		38-00-7087	AE-2599M- 17 A-4
(0.0051)/.0002 MIN TIN OVER (0.0025)/.0001 MIN COPPER			

FOR PREVIOUS
DRAWING ISSUES
SEE MRI.

PART#38-00-8278 &
ENG#AE-2599M-08 A-2 ADDED
E2 NO. E2004-0350
DRWN: PSHEAHAN 03/10/16
CHK: / / /
APPR: / / /
ZA

QUALITY SYMBOLS
MAJOR
CRITICAL

GENERAL TOLERANCES:
(UNLESS SPECIFIED)

	mm	INCH
4 PLACES	±0.	±.
3 PLACES	±0.	±.
2 PLACES	±0.	±.
1 PLACE	±0.	±.

ANGULAR: ± °

DRAFT WHERE APPLICABLE MUST
REMAIN WITHIN DIMENSIONS

SCALE
DESIGN UNITS
 mm INCH

THIRD ANGLE PROJECTION

DRAWN BY & DATE
MC 23/02/88

CHECKED BY & DATE

APPROVED BY & DATE

CAD FILENAME SA2599MX2 DGN

DIMENSIONS:
 mm INCH mm ONLY INCH ONLY

SHT REV
REVISE ON CAD ONLY

TITLE:
WAFER, KK.
(5.08)/.200 CENTRES
WITH POLARISING WALL

MOLEX INCORPORATED

MATERIAL NO. SEE CHART
DRAWING NO. SDAE-2599M-N*
SHEET NO. 20F

THIS DRAWING CONTAINS INFORMATION THAT IS PROPRIETARY TO MOLEX INCORPORATED AND SHOULD NOT BE USED WITHOUT WRITTEN PERMISSION.

SIZE B