


PXO-P9-H-4p

SMD Clock Oscillator
HCMOS / TTL

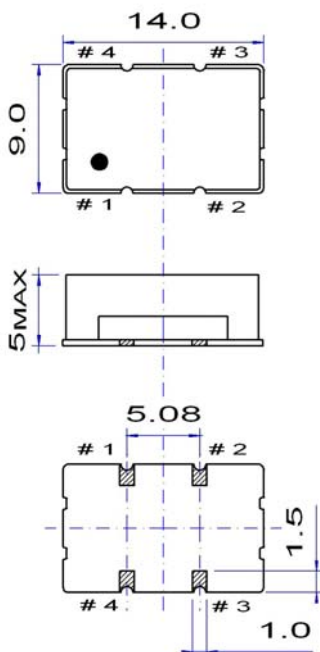
QuartzCom
the communications company



Features

- Applications: telecommunications, instrumentation
- Output frequency up to 200 MHz
- Low phase jitter < 1 ps

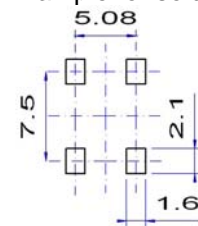
| Parameter | Specification | |
|---|---|--|
| | PXO-P9-25H-4p | PXO-P9-3H-4p |
| Frequency range | 10 ~ 200 MHz | |
| Standard frequencies | 10.00, 16.00, 24.00, 32.00, 120.00 & 122.88 MHz | |
| Supply voltage | +3.3 V \pm 5 % | +5.0 V \pm 5 % |
| Supply current | 5 ~ 35 mA | 10 ~ 45 mA |
| Frequency stability (*) | \pm 20 ppm \pm 50 ppm | -20 ~ +70 °C -40 ~ +85 °C |
| Output signal | HCMOS / TTL compatible | |
| Output level | $V_{OH} \geq 0.9 V_{dc}$ | $V_{OL} \leq 0.1 V_{dc}$ |
| Output load | 15 ~ 50 pF | |
| Jitter (rms) | < 1 ps @ 12 kHz ~ 20 MHz from carrier frequency | |
| Symmetry | 45 ~ 55 % @ 1/2 Vdc | |
| Rise / Fall time | 2 ~ 8 ns | |
| Enable / Disable function | pin #1 = high or open pin #1 = low | pin #3 → (E) enable pin #3 → (D) disabled to Hi-Z |
| Operating temperature range | -20 ~ +70 °C -40 ~ +85 °C | commercial application industrial application |
| Storage temperature range | -55 ~ +125 °C | |
| Packaging unit | tape & reel | 500 pieces |
| (*) All inclusive: frequency stability vs. temperature, tolerance, aging, supply & load variation | | |
| Customer specifications on request | | |



Pin function

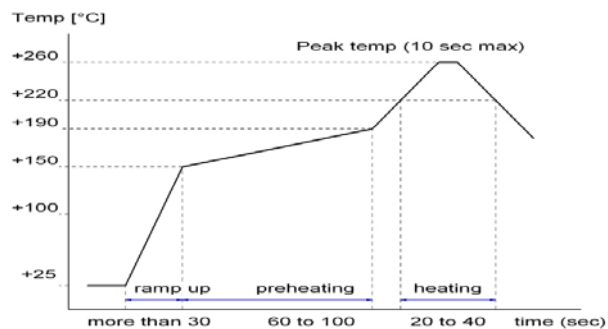
- # 1 E/D or not connected
- # 2 GND
- # 3 Output
- # 4 Vdc

Example for solder pattern



Do not design any conductive path between the pattern

Example for IR reflow soldering temperature



2002/95/EC RoHS compliant

20 Apr. 10