

# Customer Information Sheet

DRAWING No.: M80-887XXX

SHEET 2 OF 2

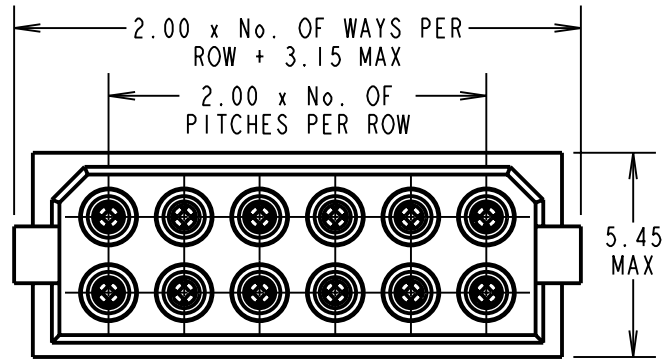
IF IN DOUBT - ASK



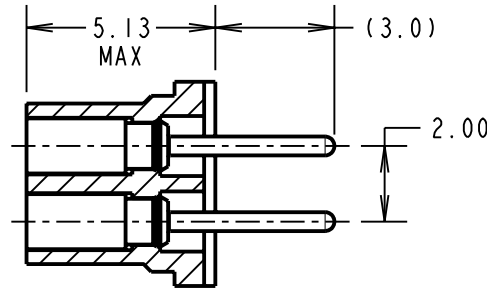
NOT TO SCALE

THIRD ANGLE PROJECTION

ALL DIMENSIONS IN mm



SECTION X-X



**SPECIFICATIONS:**

**MATERIAL:**

MOULDING = GLASS-FILLED POLYESTER, UL94V-0, BLACK  
CONTACT CLIP = BERYLLIUM COPPER  
CONTACT SHELL = BRASS

**FINISH:**

01 = 0.3µ GOLD CLIP, 3.5-5.0µ TIN/LEAD SHELL  
42 = 0.3µ GOLD CLIP, 3.5-5.0µ 100% TIN SHELL  
45 = 0.3µ GOLD CLIP, 0.25-0.3µ GOLD SHELL

**ELECTRICAL:**

CURRENT RATING AT 25°C = 3.0A MAX  
CURRENT RATING AT 85°C = 2.2A MAX  
WORKING VOLTAGE = 120V AC/DC  
VOLTAGE PROOF = 360V AC/DC  
CONTACT RESISTANCE = 25 mΩ MAX  
INSULATION RESISTANCE = 100 MΩ MIN

**MECHANICAL:**

DURABILITY = 500 OPERATIONS  
INSERTION FORCE (∅0.5mm GAUGE) = 2.8N MAX  
WITHDRAWAL FORCE (∅0.5mm GAUGE) = 0.2N MIN

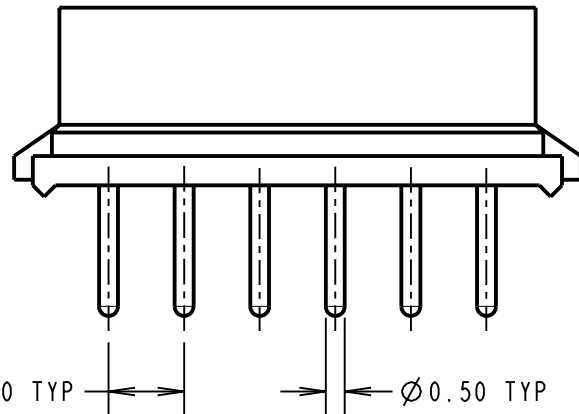
**ENVIRONMENTAL:**

TEMPERATURE RANGE = -55°C TO +125°C

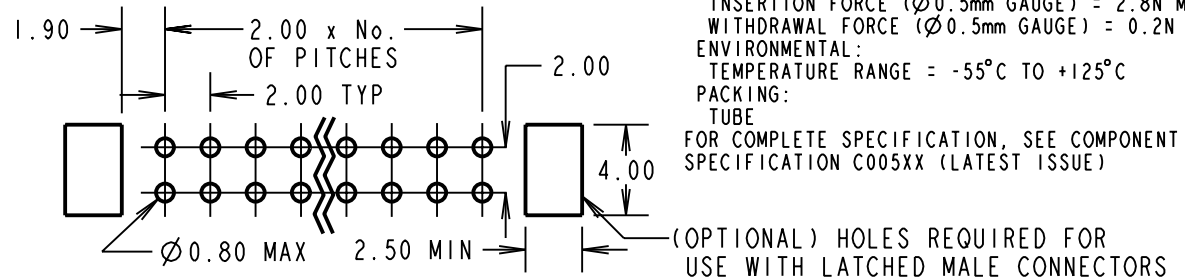
**PACKING:**

TUBE

FOR COMPLETE SPECIFICATION, SEE COMPONENT SPECIFICATION C005XX (LATEST ISSUE)



RECOMMENDED PCB LAYOUT



ORDER CODE:

**M80-887XXX**

TOTAL No. OF WAYS: \_\_\_\_\_

04, 06, 08, 10, 12, 14,  
16, 18, 20, 26, 34, 44

FINISH \_\_\_\_\_

01 = GOLD CLIP, TIN/LEAD SHELL  
05 = GOLD CLIP, GOLD SHELL  
T6 = TIN/LEAD CLIP & SHELL

BRITISH STANDARD

ORDER CODE:

**B5741-2XX-F-T-X**

TOTAL No. OF WAYS: \_\_\_\_\_

04, 06, 08, 10, 12, 14, 16,  
18, 20, 26, 34, 44

FINISH: \_\_\_\_\_

0 = GOLD CLIP, TIN/LEAD SHELL  
2 = GOLD CLIP, GOLD SHELL

RA	2	01.10.09	10502
NAME	ISS.	DATE	C/NOTE
APPROVED:		R. ADDE	
CHECKED:		M.G. PLESTED	
DRAWN:		JM BROOKES	
CUSTOMER REF.:			
ASSEMBLY DRG:			

**HARWIN**

HARWIN USA  
TEL: 603 893 5376  
FAX: 603 893 5396  
mis@harwin.com

HARWIN Europe (UK)  
TEL: 023 9231 4545  
FAX: 023 9231 4590  
mis@harwin.co.uk

HARWIN Asia  
TEL: +65 6 779 4909  
FAX: +65 6 779 3868  
mis@harwin.com.sg

THIS DRAWING AND ANY INFORMATION OR DESCRIPTIVE MATTER SET OUT HEREON ARE CONFIDENTIAL AND COPYRIGHT PROPERTY OF THE HARWIN GROUP AND MUST NOT BE DISCLOSED, LOANED, COPIED OR USED FOR MANUFACTURING, TENDERING OR FOR ANY OTHER PURPOSE WITHOUT THEIR WRITTEN PERMISSION.

**TOLERANCES**

X. = ±1mm  
X.X = ±0.25mm  
X.XX = ±0.10mm  
X.XXX = ±0.01mm

ANGLES = ±5°  
UNLESS STATED

**MATERIAL:**

SEE ABOVE

FINISH: SEE ABOVE

S/AREA: mm<sup>2</sup>

**TITLE:**

DATAMATE 2mm PITCH  
DIL VERTICAL PC TAIL  
SOCKET ASSEMBLY

**DRAWING NUMBER:**

**M80-887XXX**

SHT  
2 OF 2