

PLEASE CHECK WWW.MOLEX.COM FOR LATEST PART INFORMATION

Part Number: [0511462000](#)
Status: **Active**
Overview: [panelmate 125mm 049 pitch ultra lowprofile](#)
Description: 1.25mm (.049") Pitch PanelMate™ Wire-to-Board Receptacle Housing, Ultra Low Profile, 20 Circuits

Documents:

3D Model	Product Specification PS-51146-010 (PDF)
Drawing (PDF)	Product Specification PS-51146-011 (PDF)
Product Specification PS-51146-001 (PDF)	Product Specification PS-51146-012 (PDF)
Product Specification PS-51146-006 (PDF)	RoHS Certificate of Compliance (PDF)
Product Specification PS-51146-008 (PDF)	

Agency Certification

CSA	LR19980
UL	E107635

General

Product Family	Crimp Housings
Series	51146
Overview	panelmate 125mm 049 pitch ultra lowprofile
Product Name	PanelMate™

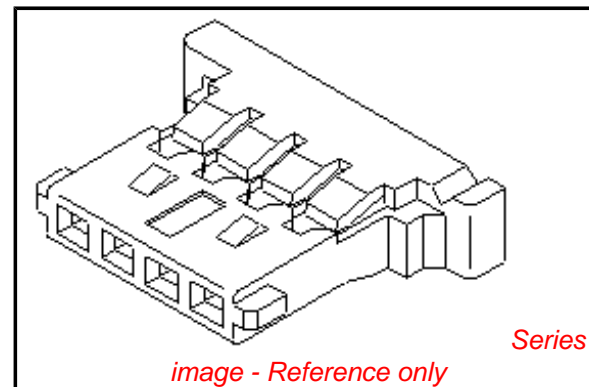
Physical

Circuits (maximum)	20
Color - Resin	Natural
Flammability	94V-0
Gender	Female
Glow-Wire Compliant	No
Number of Rows	1
Packaging Type	Bag
Panel Mount	No
Pitch - Mating Interface (in)	0.049 In
Pitch - Mating Interface (mm)	1.25 mm
Temperature Range - Operating	-40°C to +85°C

Material Info

Reference - Drawing Numbers

Product Specification	PS-51146-001, PS-51146-006, PS-51146-008, PS-51146-010, PS-51146-011, PS-51146-012, RPS-51146-003, RPS-51146-004, RPS-51146-007, RPS-51146-008, RPS-51146-009, RPS-51146-010, RPS-51146-011, RPS-51146-012, RPS-51146-013, RPS-51146-015, RPS-51146-016, RPS-51146-017, RPS-51146-019, RPS-51146-020, RPS-51146-022, RPS-51146-023, RPS-51146-024, RPS-51146-025, RPS-51146-026, RPS-51146-027, RPS-51146-028, RPS-51146-029
Sales Drawing	SD-51146-001



EU RoHS

ELV and RoHS Compliant
REACH SVHC Contains SVHC: No
Halogen-Free Status
Not Reviewed

China RoHS



Need more information on product environmental compliance?

Email productcompliance@molex.com
 For a multiple part number RoHS Certificate of Compliance, [click here](#)

Please visit the [Contact Us](#) section for any non-product compliance questions.

Search Parts in this Series

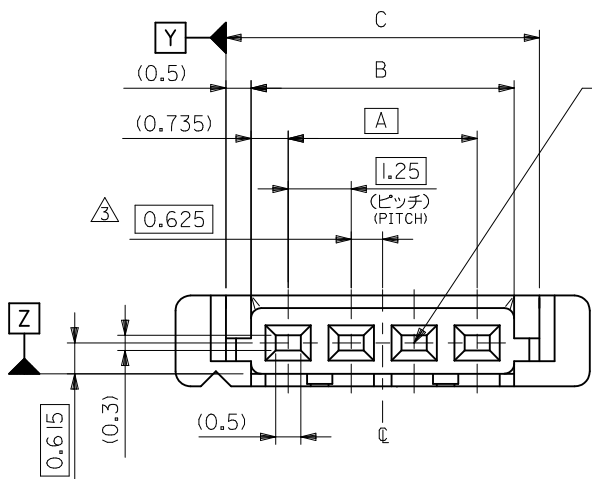
51146Series

Mates With

53780

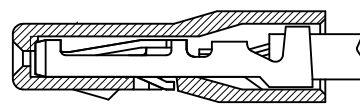
Use With

50641 Crimp Terminal . 50753 Crimp Terminal

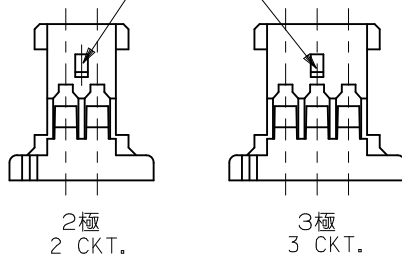


⊕ 0.3 Y Z

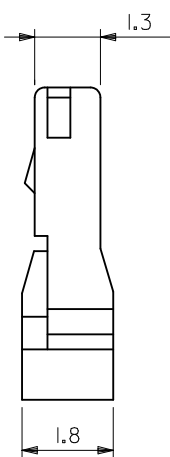
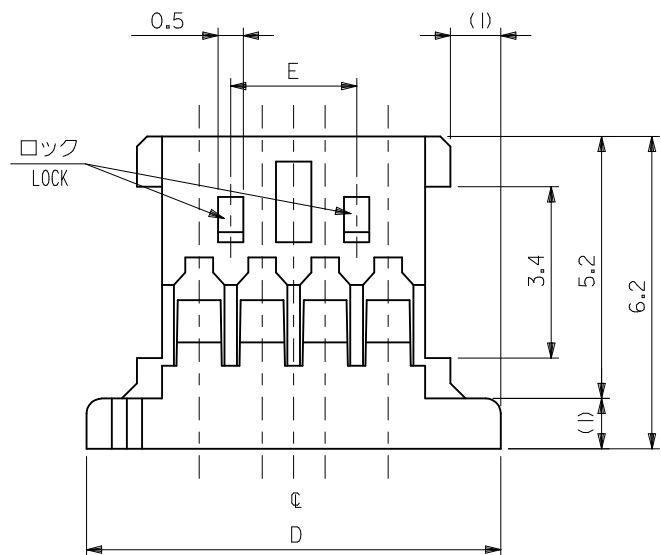
ロック
LOCK



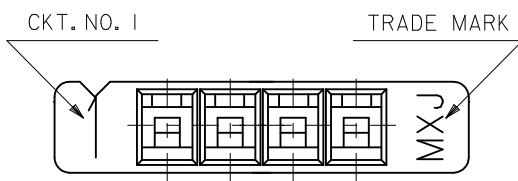
ターミナル装着状態図
TERMINAL ASSEMBLY DRAWING



- 注記 NOTES
1. 嵌合相手: 53779-***10, 53780-***10
MATES: 53779-***10, 53780-***10
 2. 適合ターミナル: 50641-8***
APPLICABLE TERMINAL: 50641-8***
 3. 偶数極の製品に適用。
APPLY EVEN CIRCUIT PRODUCTS.
 4. 材料: POLYAMIDE(PA), UL94V-0
MATERIAL
 5. ELV及びRoHS適合品
ELV AND RoHS COMPLIANT



22.50	28.22	26.22	25.22	23.75	51146-2000	20
21.25	26.97	24.97	23.97	22.50	-1900	19
20.00	25.72	23.72	22.72	21.25	-1800	18
18.75	24.47	22.47	21.47	20.00	-1700	17
17.50	23.22	21.22	20.22	18.75	-1600	16
16.25	21.97	19.97	18.97	17.50	-1500	15
15.00	20.72	18.72	17.72	16.25	-1400	14
13.75	19.47	17.47	16.47	15.00	-1300	13
12.50	18.22	16.22	15.22	13.75	-1200	12
11.25	16.97	14.97	13.97	12.50	-1100	11
10.00	15.72	13.72	12.72	11.25	-1000	10
8.75	14.47	12.47	11.47	10.00	-0900	9
7.50	13.22	11.22	10.22	8.75	-0800	8
6.25	11.97	9.97	8.97	7.50	-0700	7
5.00	10.72	8.72	7.72	6.25	-0600	6
3.75	9.47	7.47	6.47	5.00	-0500	5
2.50	8.22	6.22	5.22	3.75	-0400	4
	6.97	4.97	3.97	2.50	-0300	3
	5.72	3.72	2.72	1.25	51146-0200	2
E	D	C	B	A	PLASTIC BAG	極数
					ORDER No. オーダ-番号	CIRCUITS



REVISED EC NO: J2010-2234 DRWN: YOSHIKAWA 2010/05/13 CHKD: KASAKAWA 2010/05/14 APPR: NUKITA 2010/06/04	GENERAL TOLERANCES (UNLESS SPECIFIED)		DIMENSION STYLE MM ONLY		SCALE 10:1		DESIGN UNITS METRIC		THIRD ANGLE PROJECTION	
	10 UNDER	±0.2	DRAWN BY	DATE	TITLE					
	10 OVER 30 UNDER	±0.25	Y. MIZUNO	'95/12/25	1.25 WIRE TO BOARD CONN. HOUSING					
	30 OVER	±0.3	Y. MIZUNO	'96/08/20						
ANGULAR ±3 °		APPROVED BY M. FUKUSHIMA '96/08/20		MATERIAL NO.		MOLEX INCORPORATED		SHEET NO.		
DRAFT WHERE APPLICABLE MUST REMAIN WITHIN DIMENSIONS		SEE TABLE		DOCUMENT NO.		SD-51146-001		1 OF 1		
SIZE A3		THIS DRAWING CONTAINS INFORMATION THAT IS PROPRIETARY TO MOLEX INCORPORATED AND SHOULD NOT BE USED WITHOUT WRITTEN PERMISSION								