

# "High Frequency Ceramic Solutions"

## 1.575 GHz Antenna

P/N 1575AT43A0040

Detail Specification: 10/27/09

Page 1 of 3

### General Specifications

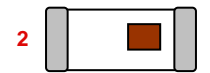
Part Number	1575AT43A0040
Frequency Range	1555 - 1595 Mhz
Peak Gain	-1.5 dBi typ. (XZ-V)
Average Gain	-2.5 dBi typ. (XZ-V)
Return Loss	9.5 dB min.

Input Power	3W max.
Impedance	50 Ω
Operating Temperature	-40 to +85°C
Reel Quantity	1,000

P/N	Packaging Style	Bulk	Suffix = S	Eg. 1575AT43A40S
		T & R	Suffix = E	Eg. 1575AT43A40E
Suffix	Termination Style	100% Tin	Suffix = None	Eg. 1575AT43A40(E or S)
		Tin / Lead	Suffix = /Pb	Eg. 1575AT43A40(E or S)/Pb

### Terminal Configuration

No.	Function
1	Feeding Point
2	NC



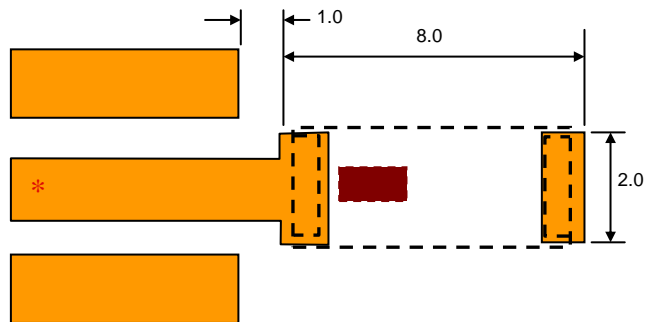
### Mechanical Dimensions

	In	mm
L	0.276 ± 0.008	7.00 ± 0.20
W	0.079 ± 0.008	2.00 ± 0.20
T	0.031 +.004/-0.008	0.80 +0.1/-0.2
a	0.020 ± 0.012	0.50 ± 0.30

### Mounting Considerations

Mount these devices with brown mark facing up. Units: mm

\* Line width should be designed to provide 50Ω impedance matching characteristics, depending on PCB material and thickness.



(Matching components, if used, will vary in value depending on PCB layout)

Johanson Technology, Inc. reserves the right to make design changes without notice.

All sales are subject to Johanson Technology, Inc. terms and conditions.



[www.johansontechnology.com](http://www.johansontechnology.com)

931 Via Alondra • Camarillo, CA 93012 • TEL 805.389.1166 FAX 805.389.1821

2009 Johanson Technology, Inc. All Rights Reserved

# "High Frequency Ceramic Solutions"

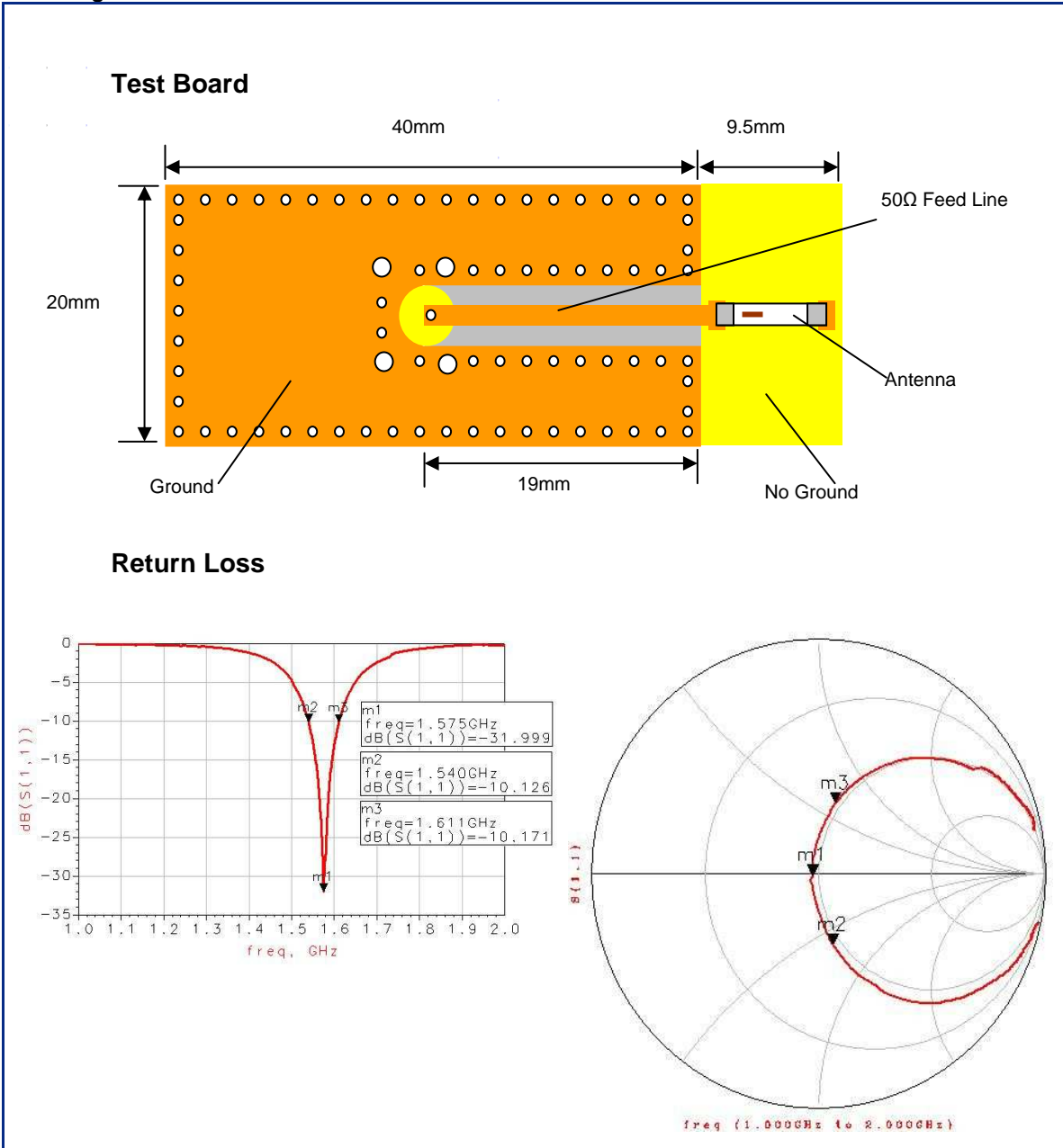
1.575 GHz Antenna

P/N 1575AT43A0040

Detail Specification: 10/27/09

Page 2 of 3

## Mounting Considerations



Johanson Technology, Inc. reserves the right to make design changes without notice.  
All sales are subject to Johanson Technology, Inc. terms and conditions.



[www.johansontechnology.com](http://www.johansontechnology.com)

931 Via Alondra • Camarillo, CA 93012 • TEL 805.389.1166 FAX 805.389.1821

2009 Johanson Technology, Inc. All Rights Reserved

# "High Frequency Ceramic Solutions"

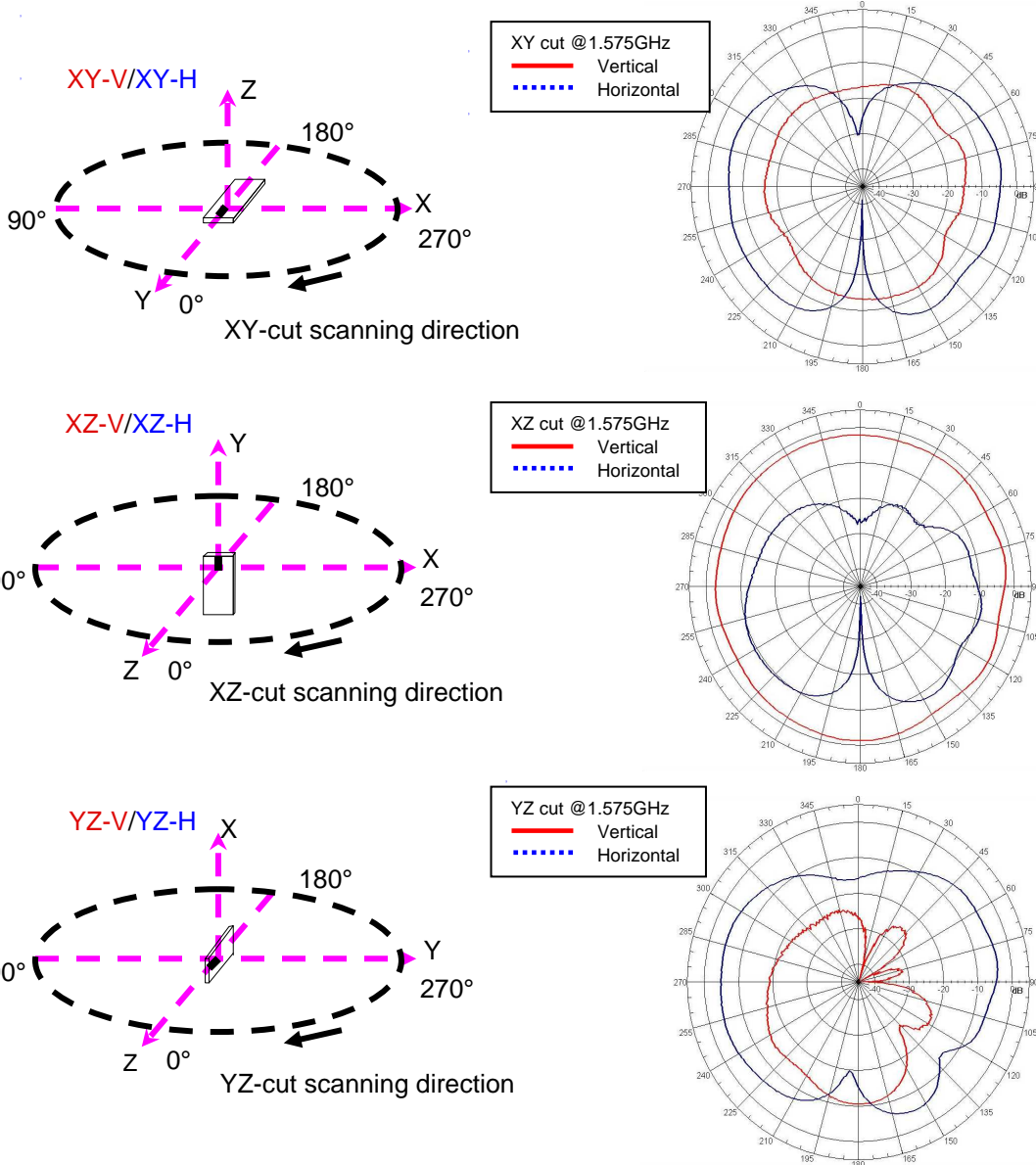
**1.575 GHz Antenna**

**P/N 1575AT43A0040**

Detail Specification: 10/27/09

Page 3 of 3

## Typical Radiation Patterns



Johanson Technology, Inc. reserves the right to make design changes without notice.  
 All sales are subject to Johanson Technology, Inc. terms and conditions.



[www.johansontechnology.com](http://www.johansontechnology.com)

931 Via Alondra • Camarillo, CA 93012 • TEL 805.389.1166 FAX 805.389.1821

2009 Johanson Technology, Inc. All Rights Reserved