

PLEASE CHECK WWW.MOLEX.COM FOR LATEST PART INFORMATION

Part Number: [0008050302](#)
Status: **Active**
Overview: [kk](#)
Description: KK® Crimp Terminal, Series 4366, Female, with Selective Gold (Au) Plated Brass Contact, 18-24 AWG, Bag

Documents:

[Drawing \(PDF\)](#) [RoHS Certificate of Compliance \(PDF\)](#)
[Product Specification PS-09-50 \(PDF\)](#)

General

Product Family	Crimp Terminals
Series	4366
Crimp Quality Equipment	Yes
Overview	kk
Product Name	KK®

Physical

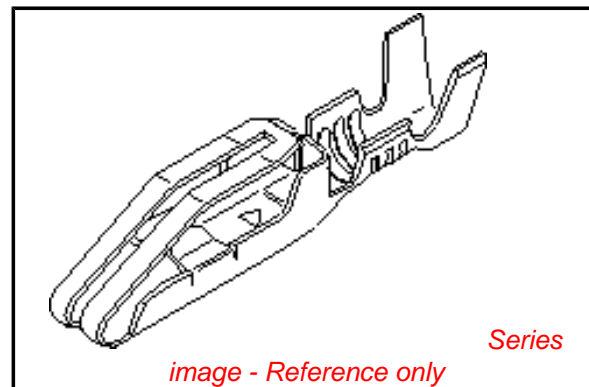
Gender	Female
Material - Metal	Brass
Material - Plating Mating	Gold
Material - Plating Termination	Nickel
Packaging Type	Bag
Plating min: Mating (µin)	15
Plating min: Mating (µm)	0.38
Plating min: Termination (µin)	30
Plating min: Termination (µm)	0.75
Termination Interface: Style	Crimp or Compression
Wire Insulation Diameter	2.79mm (.110") max.
Wire Size AWG	18, 20, 22, 24
Wire Size mm²	N/A

Material Info

Old Part Number	4366-P555L
-----------------	------------

Reference - Drawing Numbers

Packaging Specification	PK-2759-001
Product Specification	PS-09-50
Sales Drawing	SD-4366



EU RoHS

ELV and RoHS Compliant
REACH SVHC
Contains SVHC: No
Halogen-Free Status

China RoHS



Need more information on product environmental compliance?

Email productcompliance@molex.com
 For a multiple part number RoHS Certificate of Compliance, [click here](#)

Please visit the [Contact Us](#) section for any non-product compliance questions.

Search Parts in this Series

[4366Series](#)

Use With

[4338 KK® Crimp Housing](#). [11030003](#)
 Extraction Tool

Application Tooling | FAQ

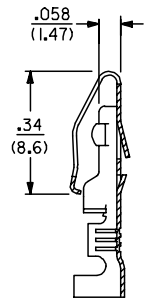
Tooling specifications and manuals are found by selecting the products below. Crimp Height Specifications are then contained in the Application Tooling Specification document.

Global

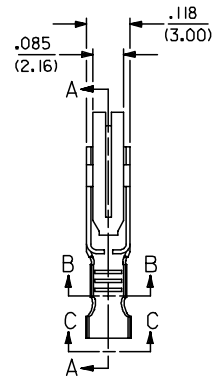
Description	Product #
Hand Insertion Tool	0011020008
Hand Crimp Tool	0638116600

NOTES

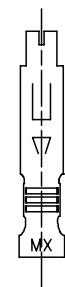
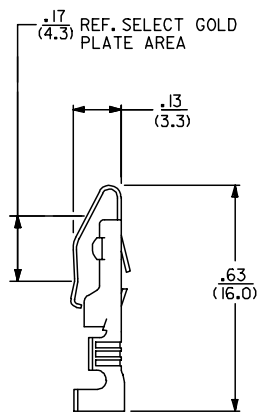
- 1) MATERIAL: BRASS, ALLOY 260, .010/(0.25) THICK.
- 2) FINISH:
 - P555: .000015/(0.00038) MIN. SELECT GOLD OVER .000030/(0.00076) MIN. NICKEL OVERALL.
 - P913: .000100/(0.00254) - .000250/(0.00635) HOT TIN-LEAD DIP.
 - P607: .000050/(0.00127) MIN. SELECT GOLD OVER .000050/(0.00127) MIN. NICKEL OVERALL.
 - P228: .000030/(0.00076) MIN. SELECT GOLD ON CONTACT AREA. .000100/(0.00254) MIN. SELECT MATTE TIN, BOTH OVER .000050/(0.00127) MIN. NICKEL OVERALL.
- 3) PRODUCT SPECIFICATION PS-09-50 APPLIES.
- 4) TERMINAL FOR USE WITH 18-24 AWG WIRE.
- 5) THIS PART CONFORMS TO CLASS B REQUIREMENTS OF COSMETIC SPEC. PS-45499-002 .



SECTION A-A

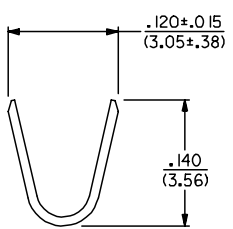


SECTION B-B

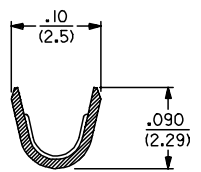


LEGEND

- 4366-**
- PLATING (SEE NOTE 2)
 - FORM
 - BLANK=CHAIN
 - L=LOOSE



VIEW C-C



2	C1
1	C1
SHT. REV.	

ADD P228 FINISH EC NO: UICP2007-3134 DRAWN/KIPPER 2007/06/13 CHKD:ADERR 2007/06/18 APPR:FSM TH 2007/06/19 C1	QUALITY SYMBOLS ▽=0 ▽=0	GENERAL TOLERANCES (UNLESS SPECIFIED)		DIMENSION STYLE IN/MM	SCALE 4:1	DESIGN UNITS INCH	THIRD ANGLE PROJECTION		
		4 PLACES ± --- ± ---	3 PLACES ± --- ± .010	DRAWN BY ROBERTS	DATE 1991/08/15	TITLE TERMINAL CRIMP ON			
		2 PLACES ± 0.25 ± .014	1 PLACE ± 0.35 ± ---	CHECKED BY PATEL	DATE 1991/08/15	APPROVED BY LENZ			
		ANGULAR ±1/2°		MATERIAL NO. SEE CHART		DOCUMENT NO. SD-4366		SHEET NO. 1 OF 2	
DRAFT WHERE APPLICABLE MUST REMAIN WITHIN DIMENSIONS				THIS DRAWING CONTAINS INFORMATION THAT IS PROPRIETARY TO MOLEX INCORPORATED AND SHOULD NOT BE USED WITHOUT WRITTEN PERMISSION					

	13	12	11	10	9	8	7	6	5	4	3	2	1
J	PART NO.	ENG. NO.	REF.	PART NO.	ENG. NO.		PART NO.	ENG. NO.		PART NO.	ENG. NO.		J
	08-03-0304	4366-P913L											
	08-03-0303	4366-P913											
	08-05-0302	4366-P555L	ES-150-*										
	08-05-0301	4366-P555	ES-150-*										
I	08-05-0305	4366-P607	ES-150-*										I
	50-36-1873	4366-P228	ES-150-*										
H													H
G													G
F													F
E													E
D													D
C													C

COLUMN NO. 1	CON'T. IN COLUMN NO.	SHEET NO.	COLUMN NO. 2	CON'T. IN COLUMN NO.	SHEET NO.	COLUMN NO. 3	CON'T. IN COLUMN NO.	SHEET NO.	COLUMN NO. 4	CON'T. IN COLUMN NO.	SHEET NO.																		
ADD P/N 50-36-1873 EC NO. UCP2007-3134 2007/06/13 DRAWN:KIPPER 2007/06/18 CHKD:ADERR 2007/06/19 APPR:FSM TH			QUALITY SYMBOLS 			GENERAL TOLERANCES (UNLESS SPECIFIED) <table border="1"> <tr> <td></td> <td>mm</td> <td>INCH</td> </tr> <tr> <td>4 PLACES</td> <td>± .005</td> <td>± .0005</td> </tr> <tr> <td>3 PLACES</td> <td>± .005</td> <td>± .0005</td> </tr> <tr> <td>2 PLACES</td> <td>± .005</td> <td>± .0005</td> </tr> <tr> <td>1 PLACE</td> <td>± .005</td> <td>± .0005</td> </tr> </table>				mm	INCH	4 PLACES	± .005	± .0005	3 PLACES	± .005	± .0005	2 PLACES	± .005	± .0005	1 PLACE	± .005	± .0005	DIMENSION STYLE IN/MM DRAWN BY: ROBERTS DATE: 1991/08/28 CHECKED BY: PATEL DATE: 1991/08/28 APPROVED BY: LENZ DATE: 1991/08/28			SCALE: --- DESIGN UNITS: INCH THIRD ANGLE PROJECTION		
	mm	INCH																											
4 PLACES	± .005	± .0005																											
3 PLACES	± .005	± .0005																											
2 PLACES	± .005	± .0005																											
1 PLACE	± .005	± .0005																											
DRAFT WHERE APPLICABLE MUST REMAIN WITHIN DIMENSIONS						SEE CHART			MOLEX INCORPORATED SD-4366																				
MATERIAL NO.						DOCUMENT NO.			SHEET NO. 2 OF 2																				
THIS DRAWING CONTAINS INFORMATION THAT IS PROPRIETARY TO MOLEX INCORPORATED AND SHOULD NOT BE USED WITHOUT WRITTEN PERMISSION																													